

Regional Arts NSW Ltd

(a company limited by guarantee)

ABN 64 001 382 690

and Controlled Entity

Annual Financial Report 31 December 2009



REGIONAL
ARTS **NSW**

**Advocacy
Capacity Building
Communication
Support**

For arts and cultural development activities that build positive futures for regional communities across New South Wales.

Patron The Hon Justice Ian Gzell

Contents

Regional Arts NSW Ltd and Controlled Entity

	PAGE
Corporate information	3
Directors' report	4
Auditor's independence declaration	28
Financial report	
Income statement	29
Balance sheet	30
Statement of changes in equity	31
Cash flow statement	32
Notes to the financial statements	33
Directors' declaration	52
Independent audit report to the members	53
Additional financial information	55

Corporate Information

Regional Arts NSW Ltd and Controlled Entity

Directors	M Larkin M Richardson K Fuller L Cole A Dalziel B Haldane C Henderson J Summerhayes
------------------	--

Company Secretary	E Rogers
--------------------------	----------

Registered Office and Principal Place of Business	Pier 5 Hickson Road 15 Hickson Road MILLERS POINT NSW 2000
--	--

Auditors	Steven J Miller & Co Chartered Accountants
-----------------	---

Directors' Report

Regional Arts NSW Ltd and Controlled Entity

Your directors present their report on the company and its controlled entity for the financial year ended 31 December 2009.

Directors of the parent entity

The names of the directors in office during the year and until the date of this report are:

Board Meetings

The full Board met in Sydney on 17 April, 2 July, 10 September and 26 November 2009. The Annual General Meeting was held in Sydney on 17 April, prior to the EGM.

	Date appointed	Date of cessation	Board	
			A	B
M Larkin	24 May 1997	Continuing	5	5
M Richardson	1 Sep 2005	Continuing	4	5
K Fuller	11 Apr 2008	Continuing	5	5
L Cole	11 Apr 2008	Continuing	4	5
A Dalziel	8 Aug 2008	Continuing	3	5
B Haldane	11 Apr 2008	Continuing	4	5
C Henderson	2 Jul 2009	Continuing	2	5
J Summerhayes	2 Jul 2009	Continuing	5	5
P Silver	9 Dec 2005	Jul 2009	2	2
N Varley	28 Apr 2007	Jul 2009	-	2
T Kabrovski	28 Apr 2007	Jul 2009	-	1
A Midlam	11 Apr 2008	Jul 2009	1	2
A Bell	8 May 2003	7 Apr 2009	-	-
S Baldwin	28 Apr 2007	7 Apr 2009	1	1
D Bolger	11 Aug 2007	7 Apr 2009	-	-

A Number of meetings attended

B Number of meetings held during the time the director held office during the year

Details of directors' qualifications, experience and special responsibilities can be found on page 7 of this report.

Company secretary

Ms Elizabeth Rogers has been the Company Secretary since January 2007.

Principal activities

Regional Arts NSW is the peak body for regional arts activity in NSW. Based in Sydney, it provides a range of services and represents the state-wide network of independent Regional Arts Boards. Its primary objectives are:-

1. To foster and enhance the **capacity** of arts and cultural organisations in the regions
2. To play a leading arts **advocacy** role
3. To deliver dynamic **communications** and marketing programs
4. To deliver excellent arts management **support** and services
5. To ensure effective corporate governance

Directors' Report

Regional Arts NSW Ltd and Controlled Entity

	Note	2009 \$	2008 \$
Operating result			
Operating surplus of the consolidated entity	19	22,889	10,619
		-----	-----
Surplus attributable to the members of Regional Arts NSW Ltd		22,889	10,619
		=====	=====

Dividends

The company's constitution precludes the payment of dividends.

Significant changes in state of affairs

No significant changes in the company's state of affairs occurred during the financial year.

Likely developments and expected results

The consolidated entity will continue to carry out the principal activities noted in the Directors' Report. There are no likely developments in the activities in future years which will affect the results and therefore require disclosure. However, on 4 March 2010, the trustees of the controlled entity, Regional Arts NSW Foundation, resolved that the trust be wound up. As it is proposed that the net assets of the trust be transferred to Regional Arts NSW Ltd, it is not expected that, in future, the net assets of the consolidated entity will be affected.

After balance date events

On 4 March 2010, the trustees resolved to wind up its controlled entity, Regional Arts NSW Foundation.

Apart from the above, no matters or circumstances have arisen since the end of the financial year which significantly affected or may significantly affect the operations of the consolidated entity, the results of those operations, or the state of affairs of the consolidated entity in future financial years.

Environmental issues

The consolidated entity's operations are not regulated by any significant environmental regulation under a law of the Commonwealth or of a state or territory.

Indemnification and insurance of directors and officers

No indemnities have been given or insurance premiums paid, during or since the end of the financial year, for any person who is or has been an officer or auditor of the company or its controlled entity.

Proceedings on behalf of the company

No person has applied for leave of Court to bring proceedings on behalf of the consolidated entity or intervene in any proceedings to which the consolidated entity is a party for the purpose of taking responsibility on behalf of the company for all or any part of those proceedings.

The consolidated entity was not a party to any such proceedings during the year.

Directors' Report

Regional Arts NSW Ltd and Controlled Entity

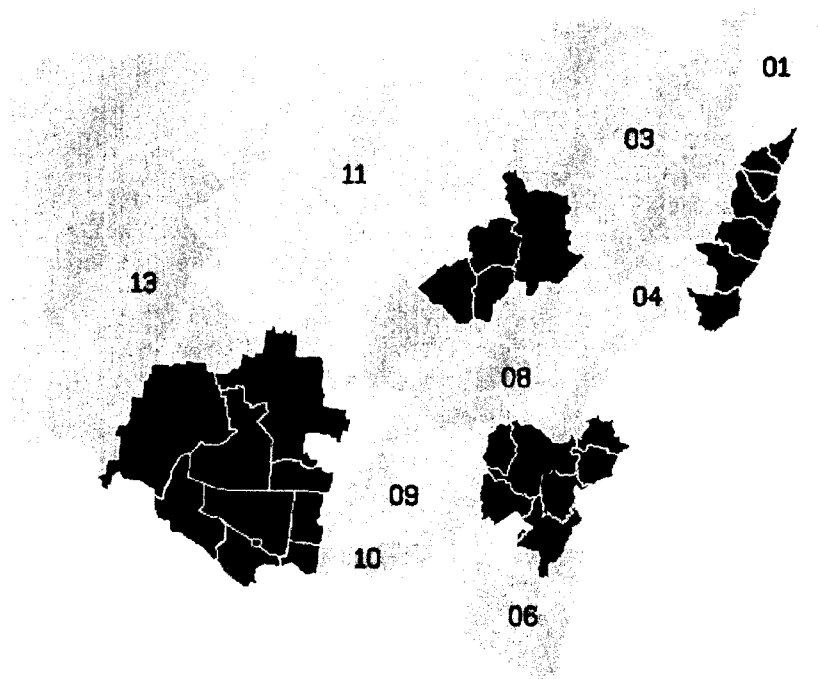
Auditor's independence declaration

The auditor's independence declaration for the year ended 31 December 2009 has been received and can be found on page 28 of the directors' report.

Directors' benefits

Since the end of the previous year no director of the company has received or become entitled to receive any benefit (other than a remuneration benefit included in note 17 to the financial statements) because of a contract made by the company with the director or with a firm of which the director is a member, or with an entity in which the director has a substantial interest.

The Regional Arts NSW Network



THE REGIONAL ARTS NSW NETWORK

The Regional Arts Network in NSW enables people who live in the regions to manage their own arts and cultural priorities. It provides a local voice to tell local stories.

- 01 Arts Northern Rivers
- 02 Arts Mid North Coast
- 03 Arts North West
- 04 Arts Upper Hunter
- 05 Southern Tablelands Arts
- 06 South East Arts Region
- 07 Orana Arts
- 08 Arts OutWest
- 09 Eastern Riverina
Arts Program
- 10 Murray Arts
- 11 Out Back Arts
- 12 South West Arts
- 13 West Darling Arts.

Directors' Report

Regional Arts NSW Ltd and Controlled Entity

Our people

Elizabeth Rogers	Chief Executive Officer
Annette Eassie	Funding Manager
Palmarita D'Orazio	Finance Manager
Ben Sibson	Funding Officer
Kate Reynolds	Administration Officer (resigned 4 June 2009)
Elinor Heard	Administration Officer (appointed 2 June 2009)
Ruben Allas	Indigenous Research Officer (12 month contract)

Our Board 2009

1 January – 2 July

The Board of Directors was made up of a representative from each of the regions plus up to five co-opted Directors. The Board adopted a new constitution at an Extraordinary General Meeting on 2 July, 2009. The Board members below served up to that time.

Meg Larkin MBA	Chair	Arts Consultant Tamworth Arts North West Appointed 24 May 1997
Phillip Silver	Deputy Chair	Mayor of Ballina Shire Council Arts Northern Rivers Appointed 9 December 2005 Resigned 2 July 2009
Tony Kabrovski BCom (accounting) CA	Treasurer	Chartered Accountant Director, HLB Mann Judd, Sydney Co-opted Appointed 28 April 2007 Resigned 2 July 2009
Steve Baldwin BA Tourism (Canberra)		Tourism Development Manager Coonamble Shire Council Outback Arts Appointed 28 April 2007 Resigned 17 April 2009
Aileen Bell		Visitor Services Manager Warrumbungle National Park Orana Arts Appointed 8 May 2003 Resigned 17 April 2009
Daniel Bolger BAgr Ec (Sydney) GradDip. Public Policy (ANU) M Political Communication (Canberra)		Director BYTEXT Media Management Co-opted Appointed 11 August 2007 Resigned 17 April 2009

Directors' Report

Regional Arts NSW Ltd and Controlled Entity

Our Board 2009 continued

Lyn Cole

Gallery Director / Curator
Cudgegong Gallery, Gulgong
Arts OutWest
Appointed 11 April 2008

Annemarie Dalziel

M App Sci (Social Ecology)
BSc (hons)

Theatre Producer
Campbelltown Arts Centre
Southern Tablelands Arts
Appointed 8 August 2008

Kym Fuller

Manager Community & Economic Development,
Central Darling Shire Council
West Darling Arts
Appointed 8 December 2007

Bernadette Haldane

BA (Production Major) Ballarat

General Manager
Hothouse Theatre
Appointed 11 April, 2008

Calum Henderson

BA (ANU), LLB (ANU)
Grad Dip (Legal Practice) NSW
College of Law
LLM (Melbourne) *in progress*

Partner | Corporate & Commercial
Deacons
Sydney
Co-opted 17 April 2009

Amanda Midlam

South East Arts Region
Freelance writer
Appointed 11 April, 2008
Resigned 2 July 2009

Mave Richardson PSM

Councillor, Greater Taree City Council
Arts Mid North Coast
Appointed 1 September 2005

Janice Summerhayes

BA (social science & welfare)

Director Environment and Community Services
Wagga Wagga City Council
Co-opted 17 April 2009

Nichole Varley

BApp Sc (agriculture)

National Livestock Market Reporter
Meat & Livestock Aust.
South West Arts
Appointed 28 April 2007
Resigned 2 July 2009

Directors' Report

Regional Arts NSW Ltd and Controlled Entity

Board Meetings

The full Board met in Sydney on 17 April, 2 July

The Annual General Meeting was held in Sydney on 17 April and an EGM was held in Sydney on 2 July.

2 July – 30 December

At the EGM on 2 July 2009, the Board adopted a new constitution under which the Regional Arts Boards became members of the Company. This provided for five Directors to be appointed from regional NSW and four co-opted Directors. The following Directors were appointed:

Meg Larkin MBA	Chair	Arts Consultant Tamworth Regional Director New England North West Appointed 24 May 1997
Kym Fuller	Deputy Chair	Manager Community & Economic Development, Central Darling Shire Council Regional Director Far West Appointed 8 December 2007
Calum Henderson	Treasurer	Partner Corporate & Commercial Deacons Co-opted Director Sydney Co-opted 17 April 2009
Lyn Cole		Gallery Director Curator Cudgegong Gallery, Gulgong Regional Director Central West Appointed 11 April 2008
Annemarie Dalziel M App Sci (Social Ecology) BSc (hons)		Theatre Producer Campbelltown Arts Centre Co-opted Director Southern Tablelands Appointed 8 August 2008 Co-opted 2 July 2009
Bernadette Haldane BA (production major) Ballarat		General Manager HotHouse Theatre Regional Director South West Appointed 11 April 2008
Mave Richardson PSM		Councillor, Greater Taree City Council Regional Director North Coast Appointed 1 September 2005
Janice Summerhayes BA (social science & welfare)		Director Environment and Community Services Wagga Wagga City Council Co-opted Director Riverina Co-opted 17 April 2009

The new Board met in Sydney on 2 July, 10 September and 28 November 2009.

Directors' Report

Regional Arts NSW Ltd and Controlled Entity

From the Chair

2009 was a significant year of change and development for Regional Arts NSW.

The primary focus of RANSW's advocacy was to seek an increase in the funding provided by the NSW State Government, as partners with local government, in support of the thirteen Regional Arts Boards across the state. The amount sought for each Board was an additional \$35,000 per annum, to bring the State's annual contribution to \$120,000 to each Board. While we were not successful in achieving the full amount, in October the Minister for the Arts announced an increase of \$15,000 per annum for each of the Boards, bringing the state contribution to \$100,000. This additional funding will assist in increasing the capacity of the Regional Arts Boards to respond to the growing demands of their regions.

As the outcomes being achieved by each of the Regional Arts Boards continue to have significant benefits for regional communities, advocacy will continue in the coming year to further advance the financial contribution by the state government. Core funding for Regional Arts NSW moved from being subject to annual application, to being allocated triennially as a peak organisation representing the interests of Regional Arts Boards at a state and national level. The Country Arts Support Scheme (CASP) received an additional one off amount of \$45,000 to supplement the grants administered by RANSW to local arts organisations across the state.

Major changes occurred in the structure of RANSW during the year. In the early part of the year the Board undertook a major review of its efficacy, as a representative Board of sixteen members. Among the issues addressed were the financial constraints of the organisation in bringing the Board together more than three times per year, which was considered insufficient for effective governance; the frequent turnover of Board members appointed by the Regional Arts Boards; the difficulties encountered in maintaining a spread of skills and knowledge on the Board.

The Regional Arts NSW Constitution was extensively revised to reflect a new structure. As the Regional Arts Boards became the members of the organisation, an Advisory Council comprising the Chairs of each Regional Arts Board (or their nominee) was established. A nine member skills based Board comprising a minimum of five regional members, plus four co-opted positions to ensure a spread of the required skills, was established and commenced operation on 2 July 2009. To ensure continuity and smooth transition the five regional directors' positions became two year appointments, with two Board members standing down at the first AGM to create an alternating completion of terms. The new Board took office on 2 July 2009 and has been working well since that time.

I would like to thank the members of two Boards that were in office during 2009 for their contribution to what has been an unusually demanding situation. The initial Board had the future welfare of Regional Arts NSW firmly in mind and scrupulously examined the options considered in the review. I appreciate the contribution of the Deputy Chairman, Cr Phillip Silver, and all other Board members for their input into what has turned a rather unwieldy structure into one that is better suited to carry on the business of Regional Arts NSW. The new Board has been working very well since July, 2009. Their commitment and enthusiasm for progressing the arts in the regions is very much appreciated.

The outline of operations in this document shows how Regional Arts NSW is punching well above its weight and proving to be a valuable and respected organisation. I thank Elizabeth Rogers for her leadership, professionalism and commitment to the arts in regional NSW. Again, she has travelled widely in the regions and has continued to manage the organisation and represent its interests to a wide range of stakeholders and funding bodies. She has led the small band of staff to achieve excellent and timely services to the Regional Arts Boards across the state. The organisation is indeed fortunate to have this team of people working for regional and rural communities in NSW.

MEG LARKIN
Chair

Directors' Report

Regional Arts NSW Ltd and Controlled Entity

From the CEO

Each year when I sit down to prepare the annual report and reflect over the past year it surprises me that our small team has been able to achieve so much in meeting our Strategic Objectives. This could not happen without the hard work and dedication of the staff combined with the support of the Chair, the Board and the collaboration with the network of Regional Arts Development Officers. It is this support and commitment that gives us the ability to deliver our goals and act effectively as a peak body and service agency for arts and cultural development in regional NSW. It's all about the people.

We had only one staff change in 2009. Our popular Administration Officer, Kate Reynolds moved on to further her career and we were most fortunate to be joined by Elinor Heard who took up the role in June. The position has been expanded to include some of our marketing functions and Elinor is managing the e-bulletin and the web site as well as the administration of the office. We were also delighted to have Ruben Allas join us as Research Officer, initially on contract to undertake research to identify economically sustainable Indigenous arts ventures in NSW funded by DEEWR, and later to determine training needs for Indigenous visual artists in NSW funded by Arts NSW.

We farewelled a number of long serving RADOs from the network during the year, Hannah Semler from Arts OutWest (AOW), Angela Sidoti from Out Back Arts (OBA), Nina O'Brien-Hehir from South West Arts (SWA) and previously Orana Arts and after 13 years in the position, Jack Ritchie from Arts North West (ANW). We welcome Tracey Callinan (AOW), Alyce Fisher (SWA), Jamie-Lea Hodges (OBA) and Jane Kreis (ANW) and look forward to working with them in the years to come.

Our multi-year agreements with our funding bodies have now been implemented and provide a greater degree of certainty for the delivery of our programs. We welcomed the NSW Government's announcement of an additional \$15,000pa for each board for the next triennium as well as additional funds for the Country Arts Support Program for 2010.

I would also like to acknowledge the importance of the funding programs that we manage on behalf of Arts NSW (CASP) and DEWHA (Regional Arts Fund) as these programs directly support artists and arts organisations in regional areas. My thanks to the assessment panels for both funds who have to make the difficult decisions as to which projects get funded and those that are unsuccessful and to Annette Eassie and Ben Sibson who administer the programs. We continue to advocate for an increase in the total grant pool to try to meet the demand.

Thanks also to our diligent Finance Manager, Palmarita D'Orazio who keeps an eagle eye on our complex financial and insurance matters and shares her expertise with the regional staff.

Regional travel was a major feature of this year. As well as week-long field trips to Arts Northern Rivers, Arts North West and Arts OutWest I completed an earlier familiarisation trip with Orana Arts and visited all other regions in the course of the year meeting with artists, arts organisations, local government personnel and local state and federal MPs. I would like to thank everyone that I met over the course of the year for their hospitality, their time and the information they shared with me. Annette and Ben also spent time in the regions delivering funding workshops and Ruben travelled extensively meeting Aboriginal artists and arts organisations while undertaking his research projects.

Finally my thanks to those government agencies who fund us, Arts NSW, DEWHA and the Australia Council, to deliver services specifically for the regional, rural and remote communities of NSW.

ELIZABETH ROGERS

Chief Executive Officer

Directors' Report

Regional Arts NSW Ltd and Controlled Entity

ADVOCACY

State Government

State Government Budget Bid

RANSW continued to advocate with all levels of government throughout the year. A budget bid was submitted to the then NSW Premier and Minister for the Arts, Nathan Rees requesting

1. Increased funding of \$35,000 per region for an additional part time staff member for each regional arts board.
2. Increased funding for the Country Arts Support program to bring the grant pool up to \$300,000 across the state.
3. Provision be made for funding two additional regional arts boards to complete the state coverage
4. That triennial grants be indexed by the CPI.

The submission was followed up by a round of meetings with MPs and advisors on both sides of the House by the Chair and the CEO with a request for bi-partisan support for the submission. These meetings were augmented by meetings with local MPs during regional field trips.

The submission was partially successful with an increase of \$15,000 per annum for each of the Regional Arts Boards announced in the budget and an additional one-off amount of \$45,000 for the CASP announced mid-year.

NSW Parliamentary Inquiry on Arts and Cultural Infrastructure Outside the Sydney CBD.

The Chair and CEO were called to appear before the Public Works Committee conducting the Inquiry into Arts and Cultural Infrastructure outside the Sydney CBD following our written submission in 2008. Subsequently we enabled the Sydney Morning Herald to run a story with support from Arts OutWest and the Conservatorium of Music in Lithgow.

Arts NSW

- Submitted a response to the Funding issues paper
- Responded to the review on the Cultural Accord with the LGSA
- Responded to the questionnaire for the Greening the Wharf project
- Assisted with the preparation of business plan templates for the Regional Arts Boards.
- Co-ordinated interview times for the next round of triennial funding for the Regional Arts Boards and Arts NSW to coincide with the July RADO meeting in Sydney and acted as the information point between the RABs and Arts NSW in circulating answers to FAQs.
- Collaborated to revise an agreed timetable for CASP announcements.
- Responded to consultants undertaking the audit of arts infrastructure.
- Submitted a paper on proposed regional Festivals funding.
- Ongoing regular communication regarding Aboriginal Arts development and Creative Industries
- Funding Manager appointed to the assessment committee for ConnectEd program
- CEO accepted appointment to the grants assessment panels for capital project applications and the Regional Conservatoriums assessment panels.
- Responded through interview to the Museums and Galleries NSW review.

Directors’ Report

Regional Arts NSW Ltd and Controlled Entity

ADVOCACY

Office of the Minister for the Arts (previously the Minister assisting the Premier on the Arts) the Hon Virginia Judge MP.

- Regular briefing meetings with the Minister’s advisors.
- Provided briefing for the Minister when she agreed to be the guest speaker at the RANSW Annual Dinner.
- Met with the Minister to discuss the RANSW Budget submission.
- Attended various arts functions at Parliament at the invitation of the Minister including the ‘En Plein Air’ and Parliamentary Indigenous Arts Prize exhibitions and Poetry Soiree.
- Supplied information requested for a motion in the House to the Minister’s office.

NSW State Plan

Attended and participated in the State Plan Stakeholder Forum at Parliament House

Other State agencies and peak bodies

RANSW continues to develop strategic relationships with other state agencies and peak bodies with a regional remit. Tourism NSW provided advice and support with the development of the TQUAL grant application, Crafting Regional Growth workshops; Events NSW through representation on their Regional Events Group and presentation to the July RADO meeting; Dept of State and Regional Development through assistance with developing the Arts Northern Rivers Artists’ Speed-Dating project for delivery in other regions, support for the Country and Regional Living Expo and presentation on the Creative Industries strategy at the July RADO meeting.

RANSW continued to engage with the Local Government and Shires Association (LGSA) through support for the Cultural Awards, regular meetings with the Cultural Officer and attendance at functions. There was further contact with arts peak bodies including Museums and Galleries NSW, Music NSW, Accessible Arts NSW, Arts on Tour, Sydney Arts Management Advisory Group, Currency House and Screen NSW.

The Funding Manager sat on the ArtStart Advisory Committee for TAFE Training and Educational Support.

Federal Government

RANSW receives funding from the Department Environment, Water, Heritage and the Arts (DEWHA) through the Regional Arts Fund (RAF). Correspondence and copies of the Annual Report were sent to all MP’s in regional electorates. Minister Peter Garrett was sent a copy of the publication ‘Missing’, a RAF funded project developed by SEAR in partnership with the CMA and the National Park. This publication used a local professional artist and writer to create a children’s book identifying endangered species in the Snowy region and demonstrated the value of the RAF to enable a NSW project to be implemented successfully.

Directors' Report

Regional Arts NSW Ltd and Controlled Entity

ADVOCACY

RAA

RANSW is represented on the board of the national body, Regional Arts Australia (RAA) by the Chair and the CEO. Following a strategic planning meeting at the Gold Coast in February, advocacy emerged as a key priority for the national body and the following activities were undertaken in response to this priority.

1. A round of meetings with Federal politicians in March at Parliament House in Canberra.
2. A new national consultation with regional communities to review and update the National Directions document published in 2005 and to provide data to develop new priorities to take to the Federal government. The project consisted of two face to face consultations with regional communities, including local government representatives, in each state, a meeting with non-arts regional peak bodies in each capital city and an on-line survey.

In NSW consultations were held at the National Theatre in Braidwood on 12 June with around 40 people from across the STARTS and SEAR regions, followed by an industry function at the Q Arts Centre in Queanbeyan with four of Queanbeyan's councillors attending. A second consultation was held in Bathurst on Tuesday 30 June and over 100 people from across the Central West of NSW attended including the member of the Blue Mountains, Bob Debus MP. The Sydney event was held on Monday 15 June in the Speakers Dining Room at Parliament House. Key representatives from the CWA, Volunteering NSW, NSW Council of Social Services and the Country branch of the NSW P & C Association met at a working lunch which explored common regional issues in advocacy to the Federal Government and opportunities to develop more strategic relationships with these bodies at a state level.

3. Publication of a new document that compiled the results of the national consultation, *Creating a Better Life for Regional Australians*.
4. Hosting a national forum in Canberra on 23 November attended by the Minister for the Arts, the Hon Peter Garrett AM, MP together with state and national arts agencies and peak bodies.

RANSW CEO delivered a presentation on the RAA/SBS communications partnership on behalf of RAA at the Regional Media Conference at ScreenSound Australia

Australia Council for the Arts

RANSW continued to strengthen its relationships with the Australia Council through meeting the terms of our funding agreement and through attendance at a national meeting of key service organisations in Melbourne, attendance at the Ros Bower Awards, ABaF Awards in Brisbane and the *Revealing the Arts Forum* co-hosted with the ABC at their studios in Ultimo. This forum explored the issues and opportunities faced by artists and arts organisations working in new digital mediums. The Australia Council announced two new funding programs, a 'Geek in Residence' pilot and a Digital Culture Fund' and the ABC announced new developments for the arts including arts broadcasts on ABC1 and ABC 2 as well as a more integrated online service newly branded ABC Arts. Included in this on line presence is the RAA/ABC partnership Artpost which is now featured as part of ABC Arts brand to give a greater prominence to regional artists.

Meetings were held with various officers to provide information about Indigenous research and development in NSW.

Directors' Report

Regional Arts NSW Ltd and Controlled Entity

ADVOCACY

Australia Council for the Arts

The CEO of the Australia Council, Kathy Keele and the Director of ArtSupport Australia joined the CEO and the Arts OutWest RADO, Tracey Callinan on the road for a scheduled week long field trip through the Central West in December. The purpose of the trip was to give them a snapshot of the successes and challenges facing arts and cultural development in regional NSW. Major regional centres, small towns and remote communities were included in the itinerary.

ABaF

The Chair and the CEO attended the ABaF State Awards 10 September at Government House in Sydney when Werris Creek Rail Journeys Museum and Liverpool Plains Shire Council were presented with the Toyota Community Award for their work developing the Australian Railway Monument. A number of meetings were held with ABaF staff during the year to try to work through ways in which the organisation could work effectively in regional NSW through the RADO network.

Other Federal Government Agencies

The CEO and Funding Manager had meetings with DEWHA and FaHCSIA officers to share information regarding Aboriginal arts development in NSW.

Local Government

Across regional NSW councils are stakeholders in the Regional Arts Boards due to their financial contribution to the program. RANSW corresponds with Councils to advise them of state wide matters and the CEO regularly visits local government bodies during regional field trips. RANSW also maintains an ongoing relationship with the LGSA and presents an award at the annual LGSA Cultural Awards evening in Sydney. Local government is represented on the RANSW board.

CAPACITY BUILDING

Funding Programs

RANSW continued to administer two grants programs for supporting the arts in regional NSW, the NSW Government's Country Arts Support Program (CASP) and the Australian Government's Regional Arts Fund (RAF).

1. Country Arts Support Program & Prop Ups

CASP is an annual small grants program that supports community cultural development in regional NSW. Applications close in mid-February and successful applications are notified in late March. The funding pool is divided evenly across the 14 regions, 13 RABs and one covering local government areas that do not contribute to a RAB. Applications are assessed by regional panels. In 2009, 142 projects totalling \$205,012 were approved for a diverse range of arts activities which included opera, oral history, totems, textiles, screen printing, song writing, filmmaking and fire art. The funds available for this program continue to fall well short of the demand and this year 207 applications were received requesting a total amount of \$418,843.

The CASP also includes a limited amount for Prop Ups (quick response grants) which provides assistance for performing arts projects, such as a touring production, that become available at short notice and outside the annual funding round. Although some regions prefer to allocate their Prop Ups allocation to meet the high demand for CASP funds, 7 projects totalling \$5,100 were funded in 2009.

Directors' Report

Regional Arts NSW Ltd and Controlled Entity

CAPACITY BUILDING

2. Regional Arts Fund : Community Grants & Quick Response Grants

In 2009 RAF entered into the second year of its four year funding agreement with the DEWHA. The Community Grants program is designed to support arts and cultural activities that are sustainable, have long term cultural, economic and social benefits, develop partnerships and cultural networks and provide skills development opportunities. Multi-year projects can be funded under this program.

During 2009, 22 RAF projects totalling \$326,214 were delivered, including the first year of two 3 year projects and three 2 year projects.

The funding round closed in August for projects commencing in 2010. There was an unprecedented response to the RAF with 91 applications received and 20 new projects funded totalling \$271,600, including the first year of one 3 year project and three 2 year projects. An additional \$97,160 was approved for the second year of the 5 multiple year projects.

The RAF also delivers the Quick Response Grants program for which \$10,000 is allocated to each quarter of the year. The Quick Response Grants program supports professional development for artists or skills or arts development for community projects and, in 2009, 36 projects totalling \$39,551 were funded.

Funding Development: *Targeted Communities*

This project is a RAF Strategic Initiative Project and aims to increase the number and quality of grant applications submitted by communities that currently do not access the RAF through building their capacity to be competitive. This project is managed by the Funding Manager and involves conducting Funding Workshops in specific communities across regional NSW targeted for assistance in consultation with the regional arts Network and on the basis of research into funding history.

In 2009 workshops were conducted by the Funding Manager and Funding Officer in Broken Hill, Northern Rivers (Grafton, Murwillumbah and Lismore), Inverell, Grenfell, South East (Moruya and Bega), Orana (Dunedoo and Narromine) and Griffith. 235 participants from approximately 60 regional communities attended and included artists in many different artforms, local government representatives, Cultural and Community Development workers, Health workers, Project Managers, Executive Officers, Administrators, Festival Directors, Event Managers, Committee members, Youth Workers, Gallery Owners, Business Managers.

Professional Development

Regional Arts NSW supported the inaugural The Art of Good Health and Wellbeing International Arts and Health Conference held in Port Macquarie, 10 – 13 November by promoting it through the website and e-bulletin and funding regional artists to attend through applications received for Quick Response Grants. This is a field that is growing and providing artists and arts organisations with new opportunities for projects and new audiences and it is significant that the first conference was held in the high growth Mid North Coast region of NSW.

Directors' Report

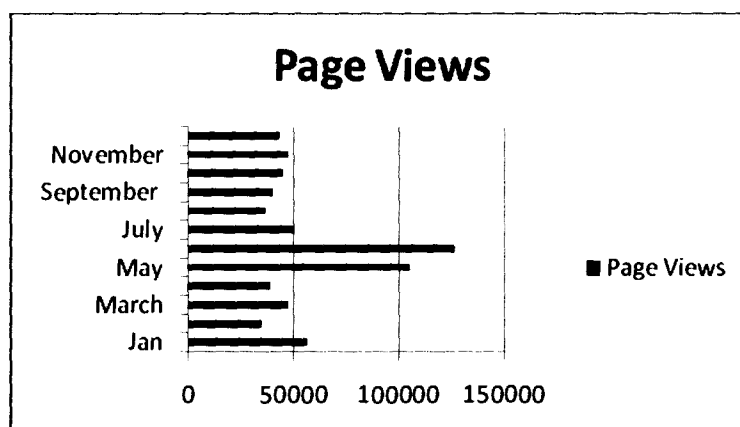
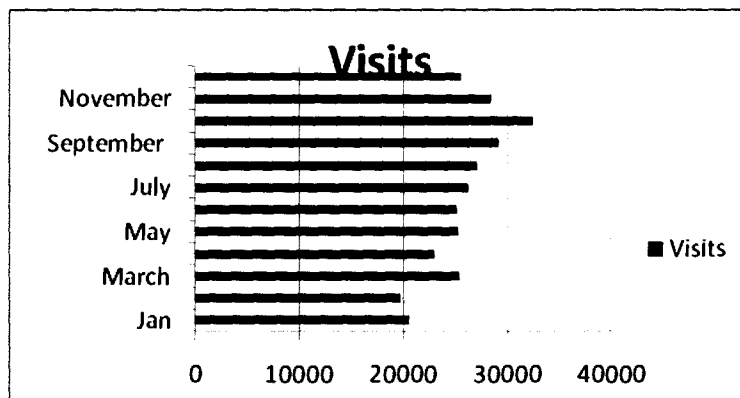
Regional Arts NSW Ltd and Controlled Entity

COMMUNICATIONS & MARKETING

The monthly e-bulletin and the website are the main communication tools and content is continuously refined and updated.

- 11 monthly e-bulletins were transmitted during 2009 (Dec/Jan editions are combined)
- 3,548 subscribers now receive the e-bulletin, an increase of over 500 from the previous year.
- Website content is updated on an ongoing basis. A significant new section was the development of the Grants Section which was comprehensively extended to cover all grants programs available to the arts sector together with a two way search function, by title or by closing date. This has given the RABs the opportunity to link directly to the website without having to duplicate the information.
- The website now has a secure log-in for directors to access board papers and other documents and a similar facility is planned for RADOs.
- Two new sections have been created, one to feature great regional projects and the second to operate as a 'blog' to record regional travel. Population of these sections will take place in 2010.


Website Statistics



Directors' Report

Regional Arts NSW Ltd and Controlled Entity

Website Statistics



- A new pull-up banner was made for use at public presentations and was used during the Arts + Health Conference in Port Macquarie and print material was distributed to conference attendees.
- An article on music in regional NSW was written and published in the June edition of the Australia Music Centre's *Resonate* journal.
- A back issue of *ArtReach* featuring music was supplied for distribution by Music NSW.
- A CD was developed with a presentation of project images that was looped continuously from a large screen at the DSRD stand Country & Regional Living Expo, 7- 9 August to promote arts activities in regional NSW
- The partnership with RAA and SBS resulted in a series of vignettes being developed and screened throughout the year nationally to both regional and metropolitan audiences. The NSW featured story was the work of 'filing physical Theatre in Bega. This promotion was very successful in raising the profile of RAA and RANSW.
- The CEO gave a number of regional radio and newspaper interviews during field trips.

SUPPORT & SERVICES

Financial Services

RANSW provides accounting and tax services, group insurance policies, and professional advice for the regional Network. In 2009 we lodged FBT returns for 5 regional boards, provided ongoing advice on various accounting and tax issues. We provided fleet management services for 4 vehicles. RABs were advised that this service would cease in 2010 as the fleet was now too small to gain any benefit and the leasing company would not renew any further leases when the current agreement expired.

All group insurance policies are under ongoing review to obtain the best outcomes for the network of regional arts bodies and arts organisations. Group public liability insurance now covers 65 regional arts organisations. In addition we manage group policies for association liability insurance for all regional arts boards, volunteers' personal accident and sickness insurance for 83 regional arts entities, property insurance for 7 regions and motor vehicle insurance for 5 vehicles. These group policies provide substantial savings for the participating organisations.

At the beginning of the financial year, the Finance Manager restructured the Company's chart of accounts so that management financial reports can be generated more efficiently and in a more relevant user-friendly format.

Directors' Report

Regional Arts NSW Ltd and Controlled Entity

State – wide database project

The state wide database project has been continuing to expand during 2009 and will deliver substantial benefits to all regions when it is completed. It had been developed from the initial RANSW Grant Management System to incorporate an extensive integrated Customer Relationship Management System through a web based on line interface. There have been many issues to resolve to accommodate the diverse needs of the regional boards and we have consciously extended the initial timeframes to ensure that it is as effective and user friendly as possible.

As of February 2010, seven of the 13 Regional Arts Boards have imported their data to the system and have full access. The usage of these regions is being monitored and ranges from minor and sporadic information retrieval to fully blown replacement of all contact management systems. A discussion on the usage practices of various regions will take place at the next RADO meeting on 16 March, which will extend existing experience sharing between users and hopefully encourage a greater sense of ownership and improve usage practices.

An interesting step forward in the development of the database was made in late 2009 with an agreement being reached between RANSW and Arts OutWest to waive the initial access fee (\$2,000) in return for Arts OutWest co-investing in the development of a system to publish selected information fields stored within the database on their publicly available website. The work already done in this area will be expanded upon in the second stage of database development with an aim to creating a RANSW hosted series of web pages that will provide this web publication service to all Regional Arts Boards that are signed up to the database. This should provide an invaluable and easy-to-use web marketing tool for regional events and a search engine to locate artists, venues and arts organisations within a geographical area, all with no extra technological investment from the Regional Arts Boards.

Indigenous Arts Research Projects

In 2009 RANSW conducted two research projects on Indigenous arts in NSW.

The first project was undertaken between February and June with the assistance of funding from the Department of Education, Employment and Workplace Relations through the Emerging Indigenous Entrepreneur Initiative program. It involved research on economically sustainable Indigenous artists' ventures in NSW, including the mapping of existing Indigenous arts centres, art businesses and artists, exploring key market areas and researching relevant funding programs and services.

The second project received funding assistance from Arts NSW to conduct a training needs analysis and skills audit of Aboriginal artists and arts organisations in NSW. Much of this research relied on data collected through field trips with 33 towns visited over a six month period covering 11 of the 13 RABs plus groups in Illawarra / Shoalhaven and Griffith / Leeton. A Research Officer was employed to carry out both projects.

Directors' Report

Regional Arts NSW Ltd and Controlled Entity

ARC Linkage Grant: Cultural Asset Mapping

Cultural Asset Mapping for Planning and Development in Regional Australia (CAMRA) is a major, \$2.5 million Australian Research Council and industry funded project running from 2008 to 2013. RANSW is a partner in this project which aims to provide planners, policy-makers and communities in regional Australia with the knowledge they need to make better-informed planning decisions for more effective development of their local arts and cultural industries.

Highlights of the CAMRA asset mapping projects during 2009 included the following activities in Wollongong and the Central Darling shire. A series of successful mapping lounges around 'cool' and 'creative' Wollongong were undertaken. In November a team of CAMRA researchers (Chris Gibson, Andrew Warren and Ben Gallan from UOW; Lisa Andersen and Josh Edwards from UTS) staffed a stall at the Viva La Gong festival in Wollongong. Festival attendees were asked to spend a few minutes of their day to record their views on MP3 recorders about where 'cool' and 'creative' Wollongong was in their city and to draw on maps as they described in words where 'cool' and 'creative' Wollongong was in their minds. Over 160 people participated and there was a very positive reaction to this form of survey. The data is now being analysed.

Josh Edwards and Lisa Andersen spent 14 weeks building a database of people, places, activities and publications to assist them with mapping cultural assets - past and present - in the Central Darling Shire. They contacted (via telephone) a group of local people identified in their research to introduce them to the CAMRA project and ask them some questions about what they make and buy locally, where they take visitors and what inspires them about where they live. At the same time they built a Google Map based on their database to invite public inputs in the online map, considering the intuitive/easy use of Google Maps for people from diverse educational backgrounds, categories and mapping icons that will enable local understanding and interaction with the online data and whether or not they need to develop specific iconography for the CAMRA Project to mark 'creative' and 'cool' places. This survey of community leaders in the Central Darling Shire has so far yielded some rich responses that have been plotted onto Google Maps.

During 2009 CAMRA and UTS Shopfront Community Program undertook a new development in partnership with Arts NSW, NSW Empty Spaces On-Line to be launched in 2010. Based on Renew Newcastle and European models the project will support artists, creative entrepreneurs and community organisations to find short and medium term uses for buildings in the CBDs and high streets of regional NSW that are currently vacant, disused, or awaiting redevelopment. The first stage will focus on Wollongong, Gosford and Parramatta and eventually will include all of regional NSW. Other project partners include Renew Newcastle, the Arts Law Centre of Australia and the NSW Department of Planning who will provide legal templates, guidelines and supporting documentation. The site will work alongside Arts NSW's new Creative Enterprise Hubs program and has many synergies with CAMRA and the potential to support local leadership for regional renewal and start-up creative and community enterprises.

Directors' Report

Regional Arts NSW Ltd and Controlled Entity

Network Meetings

There were three, 2 day Network meetings for regional arts board staff members held 24 & 25 March, 28 & 29 July and 24 & 25 November. The March meeting was held at the Australia Council and included a three hour training session from Community Partnerships for all regional staff, a briefing session with Mary Darwell and Michelle Roberson from Arts NSW on the process for the next triennial funding agreement and a briefing session on insurance matters. The July meeting focussed on RADO business including working with local government, financial management, working with boards, communications, funding, regional events and creative industries. The November meeting was held at the Campbelltown Arts Centre to familiarise regional staff with the arts facilities in Western Sydney. After a tour of Campbelltown Arts Centre, they visited Casula Powerhouse and Blacktown Arts Centre and heard presentations from Parramatta City Council and Penrith Regional Arts Centres.

The annual national RADO meeting, supported by Regional Arts Australia, was held in Geelong on 1 October. Facilitated by Anne Dunn, the meeting discussed a number of matters to feed back in the Regional Arts Australia national agenda as well as giving an opportunity for networking and information exchange for the attendees from all states.

RANSW hosted an informal 'pub' dinner on 28 July for all regional staff to farewell RADOs Nina O'Brien Hehir and Angela Sidoti, to welcome new RANSW staff members, Elinor Heard and Ruben Allas and new RADO, Tracey Callinan (Arts OutWest), to the Network. Guests from Arts NSW, Hugo Leschen and Michael Goss also attended.

RADO Recruitment

The Network said farewell to three regional arts development officers this year. Angela Sidoti left Out Back Arts to return to Sydney, Nina O'Brien-Hehir left South West Arts to take up a new position in Deniliquin and Jack Ritchie left Arts North West to take up a newly created position as Local Employment Co-ordinator for the Hunter/Central Coast region. All three RADO's made enormous contributions their regions. Nina started in the network as the founding RADO Orana Arts then transferred to South West Arts. Jack served nearly 14 years as a RADO creating a record period of time in this very demanding position and left a significant legacy of achievement for Arts North West.

The new appointments for 2009 were Tracey Callinan (Arts OutWest), Alyce Fisher (South West Arts), Jamie-Lea Hodges (Out Back Arts) and Jane Kreis (Arts North West). The CEO worked with the Chairs and the boards, providing advice, developing recruitment schedules, ad copy, position descriptions, sample contracts as well as participating in the short listing process and sitting on the interview panels.

Regional Travel

There was a significant amount of regional travel undertaken this year by the CEO, Funding Manager and Officer and the Research Officer. The CEO continued to travel extensively to attend regional board meetings, meet with regional councils and arts organisations and to attend events to provide support for the regional staff and regional arts boards. Extended field trips were also scheduled to gain more in depth knowledge of individual regions. There was additional travel by the Chair and CEO to fulfil their responsibilities as Directors of the Board of Regional Arts Australia.

Directors' Report

Regional Arts NSW Ltd and Controlled Entity

CEO Travel to Regional Arts Board Network

Arts Mid North Coast

23 February – 1 March Regional Field Trip: included meetings with the following organisations and individuals:

- Coffs Harbour - the Mayor, Cr Keith Rhoades, the Coffs Harbour Regional Gallery, the Bunker Gallery, the Jetty Theatre, local arts organisations, Education Campus for Southern Cross University, TAFE and Community College and Coffs Harbour Cultural Officer, Malcolm McLeod.
- Bellingen - the Mayor, Cr Mark Troy, GM, Mike Colreavy, Waterfall Centre.
- Kempsey - Andrew Stoner MP, NSW National Party leader and member for Oxley.
- Taree - Greater Taree City Council, Sue Collins at the Manning Regional Gallery, Mike Collins at the Manning Entertainment Centre.
- Port Macquarie - Peter Besseling MP, state member for Port Macquarie (Ind), Port Macquarie Hastings Council - Andrew Roche, GM, Lesley Atkinson Director Community Services, ABC regional radio interview, Port Macquarie Library, Glasshouse, Hastings Regional Gallery.
- Macksville - Nambucca Shire GM, Michael Coulter.
- Kempsey - Arts Mid North Coast full day Board meeting.
- Wauchope - Bago Magic Theatre Group.
- Laurieton - Camden Haven Arts Council & Music Festival and Watermark Literary Festival 10 – 13 November: attended the Arts + Health Conference.

Arts North West

25 – 31 May Regional Field Trip: included meetings with arts organisations, councils and local MPs in Tamworth, Quirindi, Gunnedah, Narrabri, Moree, Inverell, Tenterfield, Glen Innes, Uralla, Armidale, Barraba including the opening of NERAM exhibitions and launch of the NERAM Foundation, Armidale.

19 – 20 June: opened exhibition at Tamworth Regional Gallery.

9 December: Tamworth attended the interview assessment panel for recruitment of the new RADO and visited the Tamworth Regional Conservatorium.

Arts Northern Rivers

23 April: meeting in Murwillumbah with Tweed Shire Council.

28 September – 2 October: Regional Field Trip included meetings with the following organisations and individuals:

- Alstonville - Jan Olley and Catherine Marciniak, Gondwana Rainforests Arts Project; Joan Kelly, Regional Museums Development Officer.
- Murwillumbah - Gary Corbett Community and Cultural Services Manager, Tweed Shire Council, site visit to proposed museum at Flagstaff Hill.
- Tyalgum - Alex Wilkinson, Coordinator, Tyalgum Music Festival.
- Lismore - Wendy Adriaans, Director Community Tourism & Arts, Lismore City Council at Sports Centre Goonellabah; Veryability Project's Krinkle Puppet Workshops; Jenny London & Kerrie Divett, Red Inc Art Studio; Jyllie Jackson, Lighten Up (Lantern Parade); Steven Alderton, Lismore Regional Gallery; Delia O'Hara, NORPA; 3 Rivers Aboriginal ArtSpace, Frances Belle Parker and Lismore Tourism.
- Byron Bay - Peter Noble and Vickii Cotter, Byron Blues Festival; Byron Artists Trail including Zackay Glass, Anne Leon Designs, School of Circus Arts.
- Bangalow - Jill Moonie, Screenworks.

Directors' Report

Regional Arts NSW Ltd and Controlled Entity

CEO Travel to Regional Arts Board Network

Arts Northern Rivers

- Casino - Roxy Gallery Kyogle coordinator Ruth Tsimbinis; Raylene Shang and Jambama Artists.
- Tabulam - Boolun Art Shed at Rio (Tabulam) and artists Barbara Avery & Judy Torrens; Keith Cameron, Sculptor.
- Ballina - Don Page MP, state Member for Ballina; Cr Sue Meehan, Ballina Shire Council; Northern Rivers Community Gallery.

Arts OutWest

13 – 14 January: Bathurst attended the interview assessment panel for recruitment of the new RADO.

21 April in Canowindra to attend the launch of Arts OutWest Creative Industries Research.

6 – 8 June: Gulgong to attend Dining in the Gallery and AustralianTenors performance.

29 – 30 June: Bathurst for the RAA national consultation.

22 – 23 July: Gulgong for meeting with the RADOs from Arts OutWest and Orana Arts and the Mid Western Shire Council regarding the Council's consideration of a possible change to RAB.

30 November – 4 December Regional Field Trip (*with Kathy Keele, CEO, Australia Council, Louise Walsh, Director, Artsupport Australia and crossed over into Orana Arts in Dubbo*) included meetings with the following organisations and individuals:

- Canowindra - Bob Craven and local arts people, Taste Canowindra; Riverbank Gallery, Age of Fishes Museum.
- Forbes - proposed infrastructure development at Mezzanine.
- Lake Cargelligo - meeting with Aboriginal artists and teachers at TAFE; visit the Lake while it still had some water; Kevin Cooper's Gallery.
- Condobolin - Heather Blackley from the West Women Weaving project and the Indigenous Family History project; Percy Knight and tour of the Wiradjuri Learning Centre.
- Parkes - Parkes Theatre, Parkes Shire Council and presentation of museum development plans; The Dish.
- Dubbo - meeting with Councillors and staff; tour of new Dubbo Theatre site; Lunar Park public art project, artists and Apollo House Mural; Writers Forum; Orana Arts Chair, Jen Shearing; Western Plains Cultural Centre.
- Wellington - meeting with Arts OutWest Chair, Brandon Wilson.
- Molong - Jayes Gallery.
- Orange - Orange Regional Conservatorium and proposed cooperative artists' studio at The Barracks.
- Bathurst - Bathurst Regional Arts Gallery, Bathurst Entertainment Centre, Young Peoples Co-ordinator, Bathurst Regional Council staff.

Eastern Riverina Arts Program

16 -18 February: Wagga for a round of meetings with the Cultural Officers from REROC; ERAP Board meeting; Janice Summerhayes' Wagga Wagga City Council.

13 – 15 March: Young for meeting with Young Shire Council GM Peter Vlato, Economic Development Officer, Debbie Evans; Lambing Flat Museum; looked at cultural infrastructure; Murringo Arts & Crafts; opened exhibition at 'Erinvale' Murringo; Harden Arts Council.

Directors' Report

Regional Arts NSW Ltd and Controlled Entity

CEO Travel to Regional Arts Board Network

Murray Arts

26 -28 June: Albury for meetings with arts organisations and Albury City and Corowa Shire Councils; Murray Arts dance and disability project.

7 October: Albury to participate in the Albury Council Community Engagement Strategy.

Orana Arts

29 – 30 October Regional field trip included meetings with the following organisations and individuals:

- Dubbo - Linda Delbao, Operations Manager, Dubbo Regional Theatre; Apollo House project, 'Nunsense' production.
- Coonabarabran - Rebecca Ryan, Director Community Services, Warrumbungle Shire Council; Warrumbungle Shire Hall and Crane Building Project.
- Baradine - Pilliga Discovery Centre, Bob Sutherland, DECCW.
- Gilgandra - meeting with Mayor, Cr Doug Batten.
- Dunedoo - officially opened black swan sculpture in park funded by RAF.
- Coolah - inspected art gallery/library development in refurbished building; Coolah Development Group.

South East Arts Region

9 - 10 April: Jindabyne to open the Lake Light Sculpture Festival.

Southern Tablelands Arts

11 -12 June: Braidwood, Queanbeyan for RAA national consultation.

South West Arts

25 -26 August: Deniliquin the interview assessment panel for recruitment the new RADO.

22 October: Griffith meetings with South West Arts Chair, Lani Houston, RADO Alyce Fisher and Outback Theatre for Young People GM, Suzanne Hawzer.

23 October: Hillston for support for Australian Children's Music Foundation Concert.

CEO Travel Outside the Network.

Western Riverina

22 - 23 June Griffith/Leeton: Joint meeting with councils and arts organisations re forming new Regional Arts Board.

22 – 24 October Griffith: Meetings with Griffith, Leeton and Narrandera Council GMs, council staff and arts organisations regarding the formation of a new RAB; RANSW Funding Workshop (Ben Sibson); opening Tattoo Exhibition Griffith Regional Gallery; Hal Martin, new Director, Griffith Regional Theatre and Gallery.

Western Sydney

3 & 5 February: West Sydney Arts Centres Tour with Kim Spinks (Arts NSW), included Campbelltown, Blacktown, Penrith, Windsor, Casula and Parramatta.

Directors' Report

Regional Arts NSW Ltd and Controlled Entity

CEO Travel Outside the Network.

Illawarra region (with Annette)

11 March: meeting Lesley Scarlett, Southern Region of Councils, Kiama; opened RAF funded art exhibition in Stocklands Mall, Shellharbour; met with arts organisations and Shellharbour Council staff.

Canberra

15 – 18 November: attended Creative Ageing Seminar at the Dept of Health and Ageing; meeting at DEWHA; meeting and seminar with the National Rural Health Alliance.

CEO & Chair Travel for Regional Arts Australia.

10 – 13 February: Gold Coast for two strategic planning meeting.

15 - 18 March : Canberra for round of meetings with Federal MPs including Janelle Saffin's (Page) advisor, Craig Thomson's (Dobell) advisor, Jill Hall (Shortland), Richard Marles (Corio, VIC), Jon Sullivan (Longman QLD), Jennie George (Throsby) at Parliament House; RAA board meeting.

11 – 13 August: Canberra board meeting.

25 September: Adelaide board meeting.

14 – 16 October: Brisbane AGM and board meeting.

Funding Manager and Funding Officer Travel

As part of the RAF Strategic Initiative project, Targeted Communities Stage 2, the staff delivered a series of funding workshops in the following regions:

- Broken Hill – January – 1 day.
- Northern Rivers (Grafton, Murwillumbah, Lismore) – June - 3 days.
- Inverell – June – 1 day.
- Grenfell – July – 1 day.
- South East (Moruya, Bega) – July 2 days.
- Orana (Dunedoo, Narromine) – July - 2 days.
- Griffith – October – 1 day.

The Funding Manager attended the national RAF Managers meeting Adelaide 2 June

Research Officer Travel

The Research Officer made a number of field trips during the two research projects undertaken this year.

DEEWR research project

April 29 – 30: Arts North West and Arts Mid North Coast (Armidale, Kempsey and Coffs Harbour).

May 11- 13: West Darling Arts (Broken Hill and Wilcannia).

May 28- 31: Arts Northern Rivers.

Directors' Report

Regional Arts NSW Ltd and Controlled Entity

Arts NSW research project

August 5-7: Illawarra-Shoalhaven and South East Arts Region (Bega, Gerringong, Moruya and Wollongong).

August 11-14: Orana Arts and Out Back Arts (Bourke, Brewarrina, Dubbo and Walgett).

August 18-21: Arts OutWest (Bathurst, Blayney, Condobolin, Cowra).

September 8-12: Riverina (Griffith, Junee, Wagga Wagga).

October 12-14: Murray Arts (Albury, Wodonga, Bethanga).

November 16-19: Arts Northern Rivers (Alstonville, Byron Bay, Brunswick Head, Cabbage Tree Island, Casino, Evans Heads, Grafton, Lismore, Maclean, Ocean Shores, Tweed Valley).

November 30- December 3: Arts OutWest (Condobolin, Forbes, Lake Cargelligo, Murrin Bridge).

December 10-12: Arts Upper Hunter (Cessnock, Muswellbrook and Singleton).

MANAGEMENT & GOVERNANCE

Board Matters

A new structure for Regional Arts NSW was adopted at an Extraordinary General Meeting in Sydney on 2 July 2009.

Regional Arts NSW is constituted as a Company Limited by Guarantee, and up to that date the members of the Company were the Directors, generally the Chairs of each Regional Arts Board (or their nominee), plus additional co-opted members. At the EGM on 2 July the membership basis of the organisation changed, and the Regional Arts Boards, as entities, became the members of the company.

The Chairs of each RAB (or their nominees) now act as an Advisory Council that meets annually to provide strategic and policy direction and advocacy priorities to a 9 member Board of Directors who will undertake the implementation of those directions and the governance of RANSW on their behalf. The Advisory Council will appoint 5 regional directors and there are four additional positions on the board for co-opted members to complement the skills mix of the regional directors.

To implement this change to the structure of the organisation RANSW followed a process of consultation and deliberation.

To fully meet the requirements of the Corporations Act a new Constitution was developed and adopted. Acting on the legal advice of Director, Calum Henderson, the constitution was completely redrafted with considerable pro bono support from Deacons Lawyers (now Norton Rose).

The new Board meets at least five times per year rather than three. The new constitution was formally adopted at the EGM on 2 July and all reporting and advice to all relevant government bodies including ASIC, ATO, ROCO and the NSW Office of Charities was completed and accepted. Minutes and reports are circulated to all Members (RABs) together with a newsletter from the Chair following each Board meeting.

Directors' Report

Regional Arts NSW Ltd and Controlled Entity

Funding Matters

Arts NSW

- Completed the first year of a three year negotiated funding agreement with Arts NSW, acquitted the grant on time, submitted a revised business plan and budget for 2010.
- Received an additional one off amount of \$30,000 to support operations mid-year.
- Received \$60,000 to undertake a research project titled Determining Training And Education Needs in the NSW Indigenous Visual Arts Sector.
- Received a one-off increase of \$45,000 for the 2010 CASP round plus \$2,000 in assistance for the November RADO meeting.

Regional Arts Fund DEWHA

- See report under Funding Programs.

Australia Council

Completed the second of the three year agreement with the Australia Council under Community Partnerships as a key service organisation.

DEEWR


Completed the state wide research project on Indigenous arts centre development. The project, entitled Identification of Economic Engagement Opportunities in the Indigenous Arts Industry in NSW, funded by the Department Education, Employment and Workplace Relations (DEEWR) was delivered in June, 2009.

Signed in accordance with a resolution of the directors.

MEG LARKIN

Director

Dated / /



Directors' Report

Regional Arts NSW Ltd and Controlled Entity

Auditor's Independence Declaration under s307C of the Corporations Act 2001

To the Directors of Regional Arts NSW Ltd:

I declare that, to the best of my knowledge and belief, during the year ended 31 December 2009 there have been:

- (i) no contraventions of the auditor's independence requirements as set out in the *Corporations Act 2001* in relation to the audit; and
- (ii) no contraventions of any applicable code of professional conduct in relation to the audit.

STEVEN J MILLER & CO
Chartered Accountant

S J MILLER
Principal

Sydney
Dated / /

Steven J Miller & Co
Chartered Accountants
2A Rofe St Leichhardt
PO Box 297 Leichhardt NSW 2040
Tel (61+2) 9560 3777
Fax (61+2) 9560 5925
service@stevenjmillier.com.au
www.stevenjmillier.com.au
ABN 23 690 541 177



Income Statement

for the year ended 31 December 2009
Regional Arts NSW Ltd and Controlled Entity

	Note	CONSOLIDATED ENTITY		PARENT ENTITY	
		2009	2008	2009	2008
		\$	\$	\$	\$
Revenue	3	616,046	639,645	613,339	630,654
Administration expenses		(63,833)	(67,193)	(55,774)	(61,379)
Committee and conference expenses		(26,374)	(58,122)	(26,374)	(58,122)
Depreciation and amortisation expenses	4	(41,454)	(24,988)	(41,454)	(24,988)
Employee benefits expense	4	(359,636)	(335,430)	(359,636)	(335,430)
Marketing expenses		(14,652)	(18,489)	(14,652)	(18,489)
Motor vehicle expense		(14,900)	(16,082)	(14,900)	(16,082)
Premises expenses		(27,814)	(34,692)	(27,814)	(34,692)
Project expenses		(27,041)	(60,123)	(27,041)	(60,123)
Travel expenses		(17,453)	(13,907)	(17,453)	(13,907)
		-----	-----	-----	-----
Surplus attributable to the members of Regional Arts NSW Ltd		22,889	10,619	28,241	7,442
		=====	=====	=====	=====

The above income statement should be read in conjunction with the accompanying notes.

Balance Sheet

as at 31 December 2009
Regional Arts NSW Ltd and Controlled Entity

	Note	CONSOLIDATED ENTITY		PARENT ENTITY	
		2009	2008	2009	2008
		\$	\$	\$	\$
ASSETS					
Current assets					
Cash and cash equivalents	5	1,275,610	345,573	1,206,320	278,507
Trade and other receivables	6	5,607	484,321	5,607	484,321
Available for sale financial assets	7	1,128	1,128	1,128	1,128
		-----	-----	-----	-----
Total current assets		1,282,345	831,022	1,213,055	763,956
		-----	-----	-----	-----
Non-current assets					
Plant and equipment	8	22,619	26,823	22,619	26,823
Intangible assets	9	85,140	111,562	85,140	111,562
		-----	-----	-----	-----
Total non-current assets		107,759	138,385	107,759	138,385
		-----	-----	-----	-----
TOTAL ASSETS		1,390,104	969,407	1,320,814	902,341
		=====	=====	=====	=====
LIABILITIES					
Current liabilities					
Trade and other payables	10	59,111	64,201	51,411	64,201
Employee benefits	11	10,923	12,721	10,923	12,721
Government grants	12	890,763	485,063	890,763	485,063
Unearned income	13	-	496	-	372
		-----	-----	-----	-----
Total current liabilities		960,797	562,481	953,097	562,357
		-----	-----	-----	-----
Non-current liabilities					
Employee benefits	11	6,387	6,895	6,387	6,895
		-----	-----	-----	-----
Total non-current liabilities		6,387	6,895	6,387	6,895
		-----	-----	-----	-----
TOTAL LIABILITIES		967,184	569,376	959,484	569,252
		-----	-----	-----	-----
NET ASSETS		422,920	400,031	361,330	333,089
		=====	=====	=====	=====
EQUITY					
Accumulated funds		422,920	400,031	361,330	333,089
		=====	=====	=====	=====

The above balance sheet should be read in conjunction with the accompanying notes.

Statement of Changes in Equity

for the year ended 31 December 2009
Regional Arts NSW Ltd and Controlled Entity

	CONSOLIDATED ENTITY		PARENT ENTITY	
	2009	2008	2009	2008
	\$	\$	\$	\$
Balance at 1 January	400,031	389,412	333,089	325,647
Surplus for the year	22,889	10,619	28,241	7,442
	-----	-----	-----	-----
Balance at 31 December	422,920	400,031	361,330	333,089
	=====	=====	=====	=====

The above statement of changes in equity should be read in conjunction with the accompanying notes.

Cash Flow Statement

for the year ended 31 December 2009
Regional Arts NSW Ltd and Controlled Entity

	Note	CONSOLIDATED ENTITY		PARENT ENTITY	
		2009	2008	2009	2008
		\$	\$	\$	\$
Cash flows from operating activities					
<i>Receipts</i>					
Receipts from customers		52,492	46,870	52,492	46,870
Dividends received		63	143	63	143
Donations received		500	5,400	-	-
Interest received		18,074	33,928	15,991	30,356
<i>Cash flows from government</i>					
Receipts from appropriations/grants		1,587,169	261,569	1,587,169	261,569
<i>Payments</i>					
Wages and salaries		(320,551)	(288,410)	(320,551)	(288,410)
Other suppliers		(396,882)	(277,170)	(396,523)	(271,356)
		-----	-----	-----	-----
Net cash generated/(used) by operating activities	18	940,865	(217,670)	938,641	(220,828)
		-----	-----	-----	-----
Cash flows from investing activities					
Payments for plant, equipment and intangibles		(10,828)	(56,835)	(10,828)	(56,835)
		-----	-----	-----	-----
Net cash used in investing activities		(10,828)	(56,835)	(10,828)	(56,835)
		-----	-----	-----	-----
Net increase/(decrease) in cash and cash equivalents held		930,037	(274,505)	927,813	(277,663)
Cash and cash equivalents at the beginning of the financial year		345,573	620,078	278,507	556,170
		-----	-----	-----	-----
Cash and cash equivalents at the end of the financial year	5	1,275,610	345,573	1,206,320	278,507
		=====	=====	=====	=====

The above cash flow statement should be read in conjunction with the accompanying notes.

Notes to the Financial Statements

for the year ended 31 December 2009
Regional Arts NSW Ltd and Controlled Entity

NOTE	CONTENTS	PAGE
1	Corporate information	34
2	Statement of significant accounting policies	34
3	Revenue	41
4	Expenses	42
	<i>Current assets</i>	
5	Cash and cash equivalents	42
6	Trade and other receivables	43
7	Available for sale financial assets	43
	<i>Non-current assets</i>	
8	Property, plant and equipment	43
9	Intangible assets	44
	<i>Current liabilities</i>	
10	Trade and other payables	44
11	Employee benefits	45
12	Government grants	45
13	Unearned income	45
	<i>Non-current liabilities</i>	
11	Employee benefits	45
14	Financial instruments	46
15	Auditor's remuneration	48
16	Commitments for expenditure	49
17	Director and executive disclosures	50
18	Reconciliation of surplus from ordinary activities to net cash outflow from operating activities	51
19	Group contributions	51

Notes to the Financial Statements

for the year ended 31 December 2009
Regional Arts NSW Ltd and Controlled Entity

1 Corporate information

The financial report of Regional Arts NSW Ltd (the company) for the year ended 31 December 2009 was authorised for issue in accordance with a resolution of the directors on 4 March 2010.

Regional Arts NSW Ltd (the parent) is a charitable company settled and domiciled in Australia. The nature of the operations and principal activities of the company and its controlled entity are described in the Directors' Report.

2 Statement of significant accounting policies

(a) Basis of preparation

The financial report is a general purpose financial report that has been prepared in accordance with Australian Accounting Standards (including Australian Accounting Interpretations) and the *Corporations Act 2001*.

Australian Accounting Standards set out accounting policies that the AASB has concluded would result in a financial report containing relevant and reliable information about transactions, events and conditions. Material accounting policies adopted in the preparation of this financial report are presented below and have been consistently applied unless otherwise stated.

The financial report has been prepared on an accruals basis and is based on historical costs, modified, where applicable, by the measurement at fair value of selected non-current assets, financial assets and financial liabilities.

(b) Significant accounting judgements, estimates and assumptions

The preparation of financial statements requires management to make judgements, estimates and assumptions that affect the application of policies and reported amounts of assets, liabilities, income and expenses. The estimates and associated assumptions are based on historical experience and other various factors that are believed to be reasonable under the circumstances, the results of which form the basis of making the judgements. Actual results may differ from these estimates.

The estimates and underlying assumptions are reviewed on an ongoing basis. Revisions to accounting estimates are recognised in the period in which the estimate is revised if the revision affects only that period, or in the period of the revision and future periods if the revision affects both current and future periods.

Significant accounting judgements

The company has entered into leases of premises as disclosed in Note 16. Management has determined that all of the risks and rewards of ownership of these premises remain with the lessor and has therefore classified the leases as operating leases.

Notes to the Financial Statements

for the year ended 31 December 2009
Regional Arts NSW Ltd and Controlled Entity

2 Statement of significant accounting policies *continued*

(b) Significant accounting judgements, estimates and assumptions *continued*

Significant accounting estimates and assumptions

The key estimates and assumptions that have a significant risk of causing material adjustment to the carrying amount of certain assets and liabilities within the next annual reporting period are:

Make good provisions

Provisions for future costs to return certain leased premises to their original condition are based on the parent entity's past experience with similar premises and estimates of likely restoration costs determined by the parent entity's property manager. These estimates may vary from the actual costs incurred as a result of conditions existing at the date the premises are vacated.

Provision for employee benefits

Provisions for employee benefits payable after 12 months from the reporting date are based on future wage and salary levels, experience of employee departures, and periods of service, as discussed in Note 2 (j). The amount of these provisions would change should any of the employees change in the next 12 months.

(c) Revenue recognition

Revenue is recognised when the consolidated entity is legally entitled to the income and the amount can be quantified with reasonable accuracy. Revenues are recognised net of the amounts of goods and services tax (GST) payable to the Australian Taxation Office.

Revenue from fundraising

Donations

Donations are recognised when received.

Notes to the Financial Statements

for the year ended 31 December 2009
Regional Arts NSW Ltd and Controlled Entity

2 Statement of significant accounting policies *continued*

Revenue from operating activities

Government funding

Grant revenue is recognised in the income statement when the consolidated entity obtains control of the grant and it is probable that the economic benefits gained from the grant will flow to the consolidated entity and the amount of the grant can be measured reliably.

If conditions are attached to the grant which must be satisfied before it is eligible to receive the contribution, the recognition of the grant as revenue will be deferred until those conditions are met.

When grant revenue is received whereby the consolidated entity incurs an obligation to deliver economic value directly back to the contributor, this is considered a reciprocal transaction, and the grant revenue is recognised in the balance sheet as a liability until the service has been delivered to the contributor, otherwise the grant is recognised as income on receipt.

Investment income

Investment income comprises of interest and dividends. Interest income is recognised as it accrues using the effective interest method.

Asset sales

The gain or loss on disposal of all non-current assets is determined as the difference between the carrying amount of the asset at the time of the disposal and the net proceeds on disposal.

(d) Expenditure

All expenditure is accounted for on an accruals basis and has been classified under headings that aggregate all costs related to that category. Where costs cannot be directly attributed to a particular category they have been allocated to activities on a basis consistent with the use of resources.

Fundraising costs are those incurred on seeking voluntary contributions by donation and do not include costs of disseminating information relating to the activities carried on by the consolidated entity.

Notes to the Financial Statements

for the year ended 31 December 2009
Regional Arts NSW Ltd and Controlled Entity

2 Statement of significant accounting policies *continued*

(e) Cash and cash equivalents

Cash and cash equivalents in the balance sheet comprise cash at bank and in hand and short-term deposits with an original maturity of three months or less. For the purposes of the cash flow statement, cash and cash equivalents consist of cash and cash equivalents as defined above, net of any outstanding bank overdrafts.

(f) Trade and other receivables

Trade receivables, which comprise amounts due from services provided, are recognised and carried at original invoice amount less an allowance for any uncollectable amounts. Normal terms of settlement are usually within 30 days. The notional amount of the receivable is deemed to reflect fair value.

An allowance for doubtful receivables is made when there is objective evidence that the consolidated entity will not be able to collect the debts. Bad debts are written off when identified.

(g) Plant and equipment

Bases of measurement of carrying amount

Plant and equipment is stated at cost less accumulated depreciation and any accumulated impairment losses.

Any plant and equipment donated to the consolidated entity or acquired for nominal cost is recognised at fair value at the date the consolidated entity obtains control of the assets.

Depreciation

Items of plant and equipment are depreciated over their useful lives to the consolidated entity commencing from the time the asset is held ready for use. Depreciation is calculated on a straight line basis over the expected useful economic lives of the assets as follows:

	2009 % pa	2008 % pa
Equipment	10-33	10-33

Notes to the Financial Statements

for the year ended 31 December 2009
Regional Arts NSW Ltd and Controlled Entity

2 Statement of significant accounting policies *continued*

(g) Plant and equipment *continued*

Impairment

The carrying values of plant and equipment are reviewed for impairment at each reporting date, with the recoverable amount being estimated when events or changes in circumstances indicate that the carrying value may be impaired.

The recoverable amount of plant and equipment is the higher of fair value less costs to sell and value in use. Depreciated replacement cost is the current replacement cost of an item of plant and equipment less, where applicable, accumulated depreciation to date, calculated on the basis of such cost.

Impairment exists when the carrying value of an asset exceeds its estimated recoverable amount. The asset is then written down to its recoverable amount.

For plant and equipment, impairment losses are recognised in the income statement.

Derecognition and disposal

An item of plant and equipment is derecognised upon disposal, when the item is no longer used in the operations of the consolidated entity or when it has no sale value. Any gain or loss arising on derecognition of the asset (calculated as the difference between the net disposal proceeds and the carrying amount of the asset) is included in profit or loss in the year the asset is derecognised.

(h) Trade creditors and other payables

Trade payables and other payables represent liabilities for goods and services provided to the consolidated entity prior to the end of the financial period that are unpaid. These amounts are usually settled in 30 days. The notional amount of the payables is deemed to reflect fair value.

(i) Deferred income

The liability for deferred income is the unutilised amounts of grants received on the condition that specified services are delivered or conditions are fulfilled. The services are usually provided or the conditions usually fulfilled within 12 months of receipt of the grant. When the amount received is in respect of services to be provided over a period that exceeds 12 months after the reporting date or the conditions will only be satisfied more than 12 months after the reporting date, the liability is discounted.

Notes to the Financial Statements

for the year ended 31 December 2009
Regional Arts NSW Ltd and Controlled Entity

2 Statement of significant accounting policies *continued*

(j) Employee benefits

Employee benefits comprise wages and salaries, annual, non-accumulating sick and long service leave, and contributions to superannuation plans.

Liabilities for wages and salaries expected to be settled within 12 months of balance date are recognised in other payables in respect of employees' services up to the reporting date. Liabilities for annual leave in respect of employees' services up to the reporting date which are expected to be settled within 12 months of balance date are recognised in the provision for annual leave. Both liabilities are measured at the amounts expected to be paid when the liabilities are settled. Liabilities for non-accumulating sick leave are recognised when the leave is taken and are measured at the rates paid or payable.

The liability for long service leave is recognised in the provision for employee benefits and measured as the present value of expected future payments to be made in respect of services provided by employees up to the reporting date using the projected unit credit method. Consideration is given to anticipated future wage and salary levels, experience of employee departures, and periods of service. Expected future payments are discounted using market yields at the reporting date on national government bonds with terms to maturity and currencies that match, as closely as possible, the estimated future cash outflows.

The company pays contributions to certain defined contribution superannuation plans. Contributions are recognised in the income statement when they are due. The parent entity has no obligation to pay further contributions to these plans if the plans do not hold sufficient assets to pay all employee benefits relating to employee service in current and prior periods.

(k) Leased assets and liabilities

Operating leases

Operating lease payments are recognised as an expense in the income statement on a straight-line basis over the lease term.

(l) Taxation

Income tax

The parent entity and its controlled entity are both charitable institutions for the purposes of Australian taxation legislation and are therefore exempt from income tax. This exemption has been confirmed by the Australian Taxation Office. The parent entity and its controlled entity both hold deductible gift recipient status.

Notes to the Financial Statements

for the year ended 31 December 2009
Regional Arts NSW Ltd and Controlled Entity

2 Statement of significant accounting policies *continued*

(l) **Taxation *continued***

Goods and services tax (GST)

Revenues, expenses and assets are recognised net of the amount of GST, except where the amount of GST incurred is not recoverable from the Australian Taxation Office, in which case it is recognised as part of the cost of acquisition of the asset or as part of an item of expense.

Receivables and payables are recognised inclusive of GST.

The net amount of GST recoverable from or payable to the Australian Taxation Office is included as part of receivables or payables.

Cash flows are included in the statement of cash flows on a gross basis. The GST component of cash flows arising from investing or financing activities which is recoverable or payable to the Australian Taxation Office is classified as operating cash flows.

(m) **New accounting standards and interpretations**

The consolidated entity has adopted new and amended Australian Accounting Standards and AASB Interpretations as of 1 January 2009. Amendments resulting from these new and amended Australian Accounting Standards and AASB Interpretations did not and are not expected to have any impact on the accounting policies, financial position or performance of the consolidated entity except for:

AASB 101 Presentation of Financial Statements (revised 2007) effective 1 January 2009

Revised AASB 101 *Presentation of Financial Statements* (2007) became mandatory for the consolidated entity's financial report for the year ending 31 December 2009. The revised AASB 101 introduces the term 'total comprehensive income' which is defined as the change in equity during a period resulting from transactions other than those changes resulting from transactions with owners in their capacity as owners. It also allows for the presentation of total comprehensive income in either a single statement of comprehensive income or in an income statement and a separate statement of comprehensive income. The consolidated entity has elected to present the single statement format.

(n) **Going concern**

The financial report has been prepared on a going concern basis, which contemplates continuity of normal trading activities and the realisation of assets and settlement of liabilities in the normal course of business. The company's continued existence is ultimately dependent upon the success of future productions and government support.

If the company is unable to continue as a going concern it may be required to realise its assets and extinguish its liabilities other than in the normal course of business and in amounts different from those stated in the financial report.

At the date of the report, the parent entity has received notification that 2010 grant funding has been approved and it is expected the parent entity will be able to continue in its normal capacity.

Notes to the Financial Statements

for the year ended 31 December 2009
Regional Arts NSW Ltd and Controlled Entity

	CONSOLIDATED ENTITY		PARENT ENTITY	
	2009	2008	2009	2008
	\$	\$	\$	\$
3 Revenue				
From continuing operations				
<i>Rendering of services</i>				
Administration fees received	6,000	6,807	6,000	6,807
Affiliation fees received	4,210	4,150	4,210	4,150
Creative Volunteering fees received	-	4,939	-	4,939
Database licence fees	-	10,000	-	10,000
Grants received:				
Arts NSW – general	330,000	330,000	330,000	330,000
Arts NSW – travel assistance	-	15,000	-	15,000
Australia Council – general	50,000	50,000	50,000	50,000
Regional Arts Australia – travel assistance	-	10,000	-	10,000
Sidney Myer Fund – project	-	5,400	-	-
Rent received	9,271	11,601	9,271	11,601
	-----	-----	-----	-----
	399,481	447,897	399,481	442,497
	-----	-----	-----	-----
Other revenue				
Dividends received	63	143	63	143
Donations received - cash	500	-	-	-
Donations received – in-kind	-	5,445	-	5,445
Interest received	18,570	34,718	16,363	31,127
Project revenue	186,930	138,286	186,930	138,286
Sundry revenue	10,502	13,156	10,502	13,156
	-----	-----	-----	-----
	216,565	191,748	213,858	188,157
	-----	-----	-----	-----
	616,046	639,645	613,339	630,654
	=====	=====	=====	=====

Notes to the Financial Statements

for the year ended 31 December 2009
Regional Arts NSW Ltd and Controlled Entity

	CONSOLIDATED ENTITY		PARENT ENTITY	
	2009	2008	2009	2008
	\$	\$	\$	\$
4 Expenses				
The surplus includes the following specific expenses:				
<i>Depreciation and amortisation</i>				
Plant and equipment	14,289	15,075	14,289	15,075
Intangible assets	27,165	9,913	27,165	9,913
	-----	-----	-----	-----
	41,454	24,988	41,454	24,988
	=====	=====	=====	=====

<i>Employee benefits expense</i>				
Annual leave (written back)/provided	(1,798)	3,867	(1,798)	3,867
Long service leave (written back)/provided	(508)	6,895	(508)	6,895
Recruitment costs	271	4,000	271	4,000
Salaries and wages	320,550	288,411	320,550	288,411
Superannuation	29,920	26,629	29,920	26,629
Training	186	1,378	186	1,378
Travel allowances	9,913	2,180	9,913	2,180
Workcover	1,102	2,070	1,102	2,070
	-----	-----	-----	-----
	359,636	335,430	359,636	335,430
	=====	=====	=====	=====

5 Cash and cash equivalents

Cash at bank and on hand	109,796	146,281	107,412	129,038
Deposits at call	1,165,814	199,292	1,098,908	149,469
	-----	-----	-----	-----
	1,275,610	345,573	1,206,320	278,507
	=====	=====	=====	=====

(a) Reconciliation to cash at the end of the year

The above figures are reconciled to cash at the end of the financial year as shown in the statement of cash flows as follows:

Balance per statement of cash flows	1,275,610	345,573	1,206,320	278,507
	=====	=====	=====	=====

(b) Deposits as call

The deposits were bearing floating interest rates of 3.8% (4.32% in 2008). The Commercial bank bills were closed and transferred to a Maxi Direct account.

Notes to the Financial Statements

for the year ended 31 December 2009
Regional Arts NSW Ltd and Controlled Entity

	CONSOLIDATED ENTITY		PARENT ENTITY	
	2009	2008	2009	2008
	\$	\$	\$	\$
6 Trade and other receivables				
Current				
Trade receivables	5,607	484,321	5,607	484,321
	=====	=====	=====	=====

7 Available for sale financial assets

Current				
Shares in listed corporations – at cost	1,128	1,128	1,128	1,128
	=====	=====	=====	=====
Market value of shares in listed corporations	2,555	2,466	2,555	2,466
	=====	=====	=====	=====

8 Plant and equipment

Non-current				
Plant and equipment				
Plant and equipment – at cost	74,865	67,582	74,865	67,582
Accumulated depreciation	(52,246)	(40,759)	(52,246)	(40,759)
	-----	-----	-----	-----
Total plant and equipment	22,619	26,823	22,619	26,823
	=====	=====	=====	=====

Reconciliations

Reconciliations of the carrying amounts of
plant and equipment at the beginning and
end of the current financial year:

	PARENT ENTITY	
	2009	2008
	\$	\$
Carrying amount at 1 January	26,823	37,340
Additions	10,085	4,726
Disposals	(2,802)	(3,571)
Depreciation	(14,289)	(15,075)
Written back on disposal	2,802	3,403
	-----	-----
Carrying amount 31 December	22,619	26,823
	=====	=====

Notes to the Financial Statements

for the year ended 31 December 2009
Regional Arts NSW Ltd and Controlled Entity

	CONSOLIDATED ENTITY		PARENT ENTITY	
	2009	2008	2009	2008
	\$	\$	\$	\$
9 Intangible assets				
Non-current				
Software and website – at cost	131,784	133,991	131,784	133,991
Accumulated amortisation	(46,644)	(22,429)	(46,644)	(22,429)
	-----	-----	-----	-----
	85,140	111,562	85,140	111,562
	=====	=====	=====	=====

Reconciliations

Reconciliations of the carrying amounts of each intangible
at the beginning and end of the current financial year:

	PARENT ENTITY	
	2009	2008
	\$	\$
Carrying amount at 1 January	111,562	63,921
Additions	743	52,109
In-kind contributions	-	5,445
Amortisation	(27,165)	(9,913)
	-----	-----
Carrying amount 31 December	85,140	111,562
	=====	=====

10 Trade and other payables

Current				
Net GST payable	33,753	38,712	33,753	38,712
Trade payables	2,546	10,431	2,546	10,431
Other payables	22,812	15,058	15,112	15,058
	-----	-----	-----	-----
	59,111	64,201	51,411	64,201
	=====	=====	=====	=====

Notes to the Financial Statements

for the year ended 31 December 2009
Regional Arts NSW Ltd and Controlled Entity

	Sch	CONSOLIDATED ENTITY		PARENT ENTITY	
		2009	2008	2009	2008
		\$	\$	\$	\$
11 Provisions					
Current					
Annual leave		10,923	12,721	10,923	12,721
		=====	=====	=====	=====
Non-current					
Long service leave		6,387	6,895	6,387	6,895
		=====	=====	=====	=====
12 Government grants					
Current					
Grants in advance	Sch 16	574,508	69,603	574,508	69,603
Unexpended grants	Sch 16	316,255	415,460	316,255	415,460
		-----	-----	-----	-----
		890,763	485,063	890,763	485,063
		=====	=====	=====	=====
13 Unearned income					
Current					
Bank bill interest in advance		-	496	-	372
		=====	=====	=====	=====

Notes to the Financial Statements

for the year ended 31 December 2009
Regional Arts NSW Ltd and Controlled Entity

CONSOLIDATED ENTITY		PARENT ENTITY	
2009	2008	2009	2008
\$	\$	\$	\$

14 Financial instruments

The parent entity's exposure to interest rate risk and the effective weighted average interest rate for each class of financial assets and liabilities is set out in the following table.

2009 PARENT ENTITY

	Floating Interest rate	Fixed interest maturing in:			Non-Interest bearing	Total
		1 Year or less	1 to 5 years	More than 5 years		
<i>Financial assets</i>						
Cash and cash equivalents	106,766	-	-	-	646	107,412
Interest bearing deposits	1,098,908	-	-	-	-	1,098,908
Trade and other receivables	-	-	-	-	5,607	5,607
Available for sale financial assets	-	-	-	-	1,128	1,128
	1,205,674	-	-	-	7,381	1,213,055
Weighted average interest rate	0.35% - 3.8%	n/a	n/a	n/a	n/a	
<i>Financial liabilities</i>						
Trade and other payables	-	-	-	-	51,411	51,411
Government grants	-	-	-	-	890,763	890,763
Unearned income	-	-	-	-	-	-
	-	-	-	-	942,174	942,174
Weighted average interest rate	n/a	n/a	n/a	n/a	n/a	
Net financial assets	1,205,674	-	-	-	(934,793)	270,881

Notes to the Financial Statements

for the year ended 31 December 2009
Regional Arts NSW Ltd and Controlled Entity

14 Financial instruments *continued*

2008 PARENT ENTITY

	Floating interest rate	Fixed interest maturing In:			Non-Interest bearing	Total
		1 Year or less	1 to 5 years	More than 5 years		
<i>Financial assets</i>						
Cash and cash equivalents	128,350	-	-	-	688	129,038
Interest bearing deposits	-	149,469	-	-	-	149,469
Trade and other receivables	-	-	-	-	484,321	484,321
Available for sale financial assets	-	-	-	-	1,128	1,128
	128,350	149,469	-	-	486,137	763,956
Weighted average interest rate	0.35% - 3.8%	4.32%	n/a	n/a	n/a	
<i>Financial liabilities</i>						
Trade and other payables	-	-	-	-	64,201	64,201
Government grants	-	-	-	-	485,063	485,063
Unearned income	-	372	-	-	-	372
	-	372	-	-	549,264	549,636
Weighted average interest rate	n/a	4.32%	n/a	n/a	n/a	
Net financial assets	128,350	149,097	-	-	(63,127)	214,320

	PARENT ENTITY 2009 \$	PARENT ENTITY 2008 \$
Reconciliation of net financial assets to net assets		
Net financial assets as above	270,881	214,320
<i>Non-financial assets and liabilities</i>		
Property, plant and equipment	22,619	26,823
Intangible assets	85,140	111,562
Provisions	(17,310)	(19,616)
Net assets per balance sheet	361,330	333,089

Notes to the Financial Statements

for the year ended 31 December 2009
Regional Arts NSW Ltd and Controlled Entity

14 Financial instruments *continued*

Credit risk

The maximum exposure to credit risk, excluding the value of any collateral or other security, at balance date to recognised financial assets is the carrying amount of those assets, net of any allowance for doubtful receivables, as disclosed in the balance sheet and notes to and forming part of the financial statements.

The consolidated entity does not have any material credit risk exposure to any single receivable or group of receivables under financial instruments entered into by the consolidated entity.

	CONSOLIDATED ENTITY		PARENT ENTITY	
	2009	2008	2009	2008
	\$	\$	\$	\$

15 Auditor's remuneration

The auditor of Regional Arts NSW is Steven J Miller & Co.

Amounts due and receivable by Steven J Miller & Co for:

Assurance services

Audit services

Audit of the financial report	11,335	10,950	11,335	10,950
-------------------------------	--------	--------	--------	--------

Corporate services

Taxation compliance including the preparation
of the Fringe Benefits Tax Return

	450	450	450	450
	-----	-----	-----	-----
	11,785	11,400	11,785	11,400
	=====	=====	=====	=====

Notes to the Financial Statements

for the year ended 31 December 2009
Regional Arts NSW Ltd and Controlled Entity

	CONSOLIDATED ENTITY		PARENT ENTITY	
	2009	2008	2009	2008
	\$	\$	\$	\$
16 Commitments for expenditure				
Lease commitments				
Minimum commitments are payable as follows:				
<i>Motor vehicles</i>				
Not later than 1 year	4,447	14,931	4,447	14,931
	=====	=====	=====	=====
<i>Office premises</i>				
Not later than one year	15,228	14,918	15,288	14,918
Later than 1 year but not later than 5 years	15,487	32,110	15,487	32,110
	-----	-----	-----	-----
	30,775	47,028	30,775	47,028
	=====	=====	=====	=====
Representing:				
Non-cancellable operating leases	30,775	47,028	30,775	47,028
	=====	=====	=====	=====

Notes to the Financial Statements

for the year ended 31 December 2009
Regional Arts NSW Ltd and Controlled Entity

17 Director and executive disclosures

(a) Details of key management personnel

The names of each person holding the position of director of the parent entity during the financial year are listed on pages 7 and 8 of the Director's Report. Unless otherwise stated in the Director's Report, the directors have been in office for the financial year.

Details of the executive officers are as follows:

Elizabeth Rogers General Manager Appointed 4 December 2006

(b) Compensation of key management personnel

	PARENT ENTITY	
	2009	2008
	\$	\$
Short term benefits		
Key management personnel compensation	100,628	95,629
	=====	=====
Post employment benefits		
Key management personnel compensation	9,382	9,143
	=====	=====

The remuneration and other terms of employment are formalised in contracts of employment.

(c) Other transactions and balances with key management personnel

No director or executive has entered into a material contract with the company since the end of the previous financial year and there were no material contracts involving directors' interests subsisting at year end other than employment contracts.

Notes to the Financial Statements

for the year ended 31 December 2009
Regional Arts NSW Ltd and Controlled Entity

	CONSOLIDATED ENTITY		PARENT ENTITY	
	2009	2008	2009	2006
	\$	\$	\$	\$
18 Reconciliation of surplus from ordinary activities to net cash inflow from operating activities				
Operating surplus	22,889	10,619	28,241	7,442
Non cash flows in surplus				
Amortisation of intangibles	27,165	9,913	27,165	9,913
Deficiency on disposal of non-current assets	-	168	-	168
Depreciation of plant and equipment	14,289	15,075	14,289	15,075
Donations received in-kind	-	(5,445)	-	(5,445)
	-----	-----	-----	-----
	64,343	30,330	69,695	27,153
Changes in operating assets and liabilities				
(Increase)/decrease in trade and other receivables	478,714	(434,770)	478,714	(434,770)
(Increase)/decrease in inventories	-	3,783	-	3,783
Increase/(decrease) in trade and other payables	(5,090)	17,911	(12,790)	17,911
Increase/(decrease) in employee benefits	(2,306)	10,762	(2,306)	10,762
Increase/(decrease) in government grants	405,700	155,104	405,700	155,104
Increase/(decrease) in unearned income	(496)	(790)	(372)	(771)
	-----	-----	-----	-----
	940,865	(217,670)	938,641	(220,828)
	=====	=====	=====	=====

19 Group contributions

During the year members of the group contributed to the results as follows:

Contributions to consolidated operating surplus applicable to members of

Regional Arts NSW Ltd:

Regional Arts NSW Ltd	28,241	7,442	-	-
Regional Arts NSW Foundation	(4,652)	3,177	-	-
	-----	-----	-----	-----
	23,589	10,619	-	-
	=====	=====	=====	=====

Directors' Declaration

The directors of the company declare that:

1. the financial statements and notes of the company and of the consolidated entity, as set out on pages 29 to 51 are in accordance with the *Corporations Act 2001*;
 - a. comply with Accounting Standards and the Corporations Regulations 2001; and
 - b. give a true and fair view of the company's and consolidated entity's financial position as at 31 December 2009 and of their performance for the year ended on that date.
2. In the directors' opinion there are reasonable grounds to believe that the company will be able to pay its debts as and when they become due and payable. Refer Note 2 (n).


This declaration is made in accordance with a resolution of the board of directors.

MEG LARKIN

Director

Sydney

Dated / /



Independent Audit Report

To the members of Regional Arts NSW Ltd

Report on the financial report

I have audited the accompanying financial report of Regional Arts NSW Ltd (the Company), for the financial year ended 31 December 2009, which comprises the balance sheet as at 31 December 2009 and the income statement, statement of changes in equity and statement of cash flows for the year ended on that date, a summary of significant accounting policies, other explanatory notes and the directors' declaration of the consolidated entity comprising the Company and the entity it controlled at year's end or from time to time during the financial year.

Directors' responsibility for the financial report

The directors of the Company are responsible for the preparation and fair presentation of the financial report in accordance with Australian Accounting Standards (including the Australian Accounting Interpretations) and the *Corporations Act 2001*. This responsibility includes establishing and maintaining internal control relevant to the preparation and fair presentation of the financial report that is free from material misstatement, whether due to fraud or error; selecting and applying appropriate accounting policies; and making accounting estimates that are reasonable in the circumstances. In Note 2, the directors also state in accordance with Australian Accounting Standards AASB 101 *Presentation of Financial Statements*, that the financial report comprising the financial statements and notes, complies with International Financial Reporting Standards.

Auditor's responsibility

My responsibility is to express an opinion on the financial report based on my audit. I have conducted my audit in accordance with Australian Auditing Standards. These Auditing Standards require that I comply with relevant ethical requirements relating to audit engagements and plan and perform the audit to obtain reasonable assurance whether the financial report is free from material misstatement.

An audit involves performing procedures to obtain audit evidence about the amounts and disclosures in the financial report. The procedures selected depend on my judgement, including the assessment of the risks of material misstatement of the financial report, whether due to fraud or error. In making those risk assessments, the auditor considers internal control relevant to the entity's preparation and fair presentation of the financial report in order to design audit procedures that are appropriate in the circumstances, but not for the purpose of expressing an opinion on the effectiveness of the entity's internal control. An audit also includes evaluating the appropriateness of accounting policies used and the reasonableness of accounting estimates made by the directors, as well as evaluating the overall presentation of the financial report.

Steven J Miller & Co
Chartered Accountants
2A Rofe St Leichhardt
PO Box 297 Leichhardt NSW 2040
Tel (61+2) 9560 3777
Fax (61+2) 9560 5925
service@stevenjmillier.com.au
www.stevenjmillier.com.au
ABN 23 690 541 177



Independent Audit Report

To the members of Regional Arts NSW Ltd
continued

I believe that the audit evidence I have obtained is sufficient and appropriate to provide a basis for my audit opinion.

Independence

In conducting my audit, I have complied with the independence requirements of the *Corporations Act 2001*.

Auditor's opinion pursuant to the Corporations Act 2001

In my opinion, the financial report of Regional Arts NSW Ltd is in accordance with;

- a. the Corporations Act 2001, including
 - (i) giving a true and fair view of the financial position of Regional Arts NSW Ltd and the consolidated entity as at 31 December 2009 and of their performance for the year ended on that date; and
 - (ii) complying with Australian Accounting Standards (including the Australian Accounting Interpretations) and the Corporations Regulations 2001.
- b. The financial report also complies with International Financial Reporting Standards as disclosed issued by the International Accounting Standards Board.

STEVEN J MILLER & CO
Chartered Accountant

S J MILLER
Principal

Sydney
Dated / /

Additional Financial Information Disclaimer

Regional Arts NSW Ltd and Controlled Entity

The additional financial data presented on pages 56 to 72 is in accordance with the books and records of the consolidated entity which have been subjected to the auditing procedures applied in my statutory audit of the consolidated entity for the year ended 31 December 2009. It will be appreciated that my statutory audit did not cover all details of the additional financial information. Accordingly, I do not express an opinion on such financial information and no warranty of accuracy or reliability is given.

In accordance with my firm's policy, I advise that neither the firm nor any member or employee of the firm undertakes responsibility arising in any way whatsoever to any person (other than the consolidated entity) in respect of such information, including any errors or omissions therein, arising through negligence or otherwise however caused.

STEVEN J MILLER & CO
Chartered Accountant

S J MILLER
Principal

Sydney
Dated / /

Detailed Income Statement

for the year ended 31 December 2009
Regional Arts NSW Ltd and Controlled Entity

	Sch	CONSOLIDATED ENTITY		PARENT ENTITY	
		2009	2008	2009	2008
		\$	\$	\$	\$
SUMMARY OF DIVISIONAL RESULTS					
<i>Net surplus</i>					
General operations	1	22,531	36,150	27,883	32,973
Project income-					
CASP	3	-	-	-	-
Indigenous Research Program	4	-	-	-	-
Additional support	5	-	-	-	-
Quick Turnaround Grant	6	-	-	-	-
Travel assistance	7	-	-	-	-
Commonwealth Regional Arts Fund		-	-	-	-
Administration	8	-	(18,705)	--	(18,705)
Increasing the Yield	9	-	(6,826)	-	(6,826)
Grants	10	-	-	-	-
Recipient Initiative Program	11	-	-	-	-
Creative Volunteering	12	-	-	-	-
SIP	13	-	-	-	-
Regional Training and Development	14	-	-	-	-
Indigenous Entrepreneur Initiative	15	358	-	358	-
		-----	-----	-----	-----
NET SURPLUS		22,889	10,619	28,241	7,442
		=====	=====	=====	=====
Grants in advance and unexpended	16				

The above UNAUDITED detailed income statement should be read in conjunction with the disclaimer.

Detailed Income Statement

for the year ended 31 December 2009
Regional Arts NSW Ltd and Controlled Entity

SCHEDULE 1 – GENERAL OPERATIONS

	Sch	CONSOLIDATED ENTITY		PARENT ENTITY	
		2009	2008	2009	2008
		\$	\$	\$	\$
INCOME					
Administration fees received		6,000	6,807	6,000	6,807
Affiliation fees received		4,210	4,150	4,210	4,150
Creative Volunteering fees received		-	4,939	-	4,939
Database licence fees		-	10,000	-	10,000
Dividends received		63	143	63	143
Donations received – in-kind		-	5,445	-	5,445
Donations received – cash		500	5,400	-	-
Grants received:					
Arts NSW – general		660,000	330,000	660,000	330,000
Australia Council – general		50,000	50,000	50,000	50,000
Interest received		18,570	34,718	16,363	31,127
Project contributions recovered		20,473	-	20,473	-
RAA National Consultations		3,000	-	3,000	-
Rent received		9,271	11,601	9,271	11,601
Sundry revenue		10,502	13,156	10,502	13,156
		-----	-----	-----	-----
TOTAL INCOME		782,589	476,359	779,882	467,368
LESS: EXPENDITURE:	Sch 2	430,058	440,209	421,999	434,395
		-----	-----	-----	-----
NET SURPLUS		352,531	36,150	357,883	32,973
Less: grant in advance – 31 December	Sch 16	(330,000)	-	(330,000)	-
		-----	-----	-----	-----
NET PROJECT RESULT		22,531	36,150	27,883	32,973
		=====	=====	=====	=====

The above UNAUDITED detailed income statement should be read in conjunction with the disclaimer.

Detailed Income Statement

for the year ended 31 December 2009
Regional Arts NSW Ltd and Controlled Entity

SCHEDULE 2 - EXPENDITURE

	Note	CONSOLIDATED ENTITY		PARENT ENTITY	
		2009	2008	2009	2008
		\$	\$	\$	\$
EXPENSES					
Annual leave (written back)/provided		(1,798)	3,867	(1,798)	3,867
Auditor's remuneration	15	9,285	11,400	9,285	11,400
Bank charges		1,501	2,221	1,142	1,807
Catering and entertainment		1,002	1,906	1,002	1,906
Cleaning and provisions		5,909	5,891	5,909	5,891
Computer costs		4,456	4,766	4,456	4,766
Conference expenses		1,912	-	1,912	-
Consulting fees		-	1,500	-	1,500
Couriers		485	531	485	531
Deficiency on disposal of non-current assets		-	168	-	168
Depreciation of non-current assets		41,454	24,737	41,454	24,737
Electricity		4,442	3,939	4,442	3,939
Fringe benefits tax		3,266	2,513	3,266	2,513
General expenses		2,050	(180)	2,050	(180)
Insurances		7,362	8,390	7,362	8,390
Internet charges		1,671	2,191	1,671	2,191
Lease payments		2,443	2,438	2,443	2,438
Legal fees		7,700	-	-	-
Long service leave (written back)/provided		(508)	6,895	(508)	6,895
Marketing fees		14,652	18,489	14,652	18,489
Meeting expenses		23,595	33,522	23,595	33,522
Motor vehicle expenses		2,454	13,570	2,454	13,570
Per diems		6,140	4,934	6,140	4,934
Printing, postage, stationery and photocopying		4,075	8,472	4,075	8,472
RAA National Consultations		3,267	-	3,267	-
Rent and outgoings		18,989	15,252	18,989	15,252
Repairs and maintenance		4,671	8,697	4,671	8,697
Salaries and wages		214,177	195,423	214,177	195,423
Security services		716	1,620	716	1,620
Sponsorships paid		-	5,400	-	-
Staff amenities		2,659	3,400	2,659	3,400
Staff recruitment		271	4,000	271	4,000
Staff training		186	1,638	186	1,638
Subscriptions and registrations		2,083	2,775	2,083	2,775
Superannuation		20,433	18,353	20,433	18,353
Telephone and facsimile		5,946	9,715	5,946	9,715
Travelling expenses – local and overseas		13,112	11,776	13,112	11,776
		-----	-----	-----	-----
TOTAL EXPENDITURE		430,058	440,209	421,999	434,395
		=====	=====	=====	=====

The above UNAUDITED detailed income statement should be read in conjunction with the disclaimer.

Detailed Income Statement

for the year ended 31 December 2009
Regional Arts NSW Ltd and Controlled Entity

SCHEDULE 3 – CASP GRANTS

	Sch	CONSOLIDATED ENTITY		PARENT ENTITY	
		2009	2008	2009	2008
		\$	\$	\$	\$
INCOME					
Grants received:					
Arts NSW		400,000	200,000	400,000	200,000
Unexpended grant brought forward – 1 January		47,696	54,527	47,696	54,527
		-----	-----	-----	-----
TOTAL INCOME		447,696	254,527	447,696	254,527
LESS: EXPENDITURE					
CASP payments		169,859	206,831	169,859	206,831
		-----	-----	-----	-----
TOTAL EXPENSES		169,859	206,831	169,859	206,831
		-----	-----	-----	-----
NET SURPLUS		277,837	47,696	277,837	47,696
Less: grant in advance – 31 December	Sch 16	(200,000)	-	(200,000)	-
Less: unexpended grant – 31 December	Sch 16	(77,837)	(47,696)	(77,837)	(47,696)
		-----	-----	-----	-----
NET PROJECT RESULT		-	-	-	-
		=====	=====	=====	=====

The above UNAUDITED detailed income statement should be read in conjunction with the disclaimer.

Detailed Income Statement

for the year ended 31 December 2009
Regional Arts NSW Ltd and Controlled Entity

SCHEDULE 4 – INDIGENOUS RESEARCH PROGRAM

	Sch	CONSOLIDATED ENTITY		PARENT ENTITY	
		2009	2008	2009	2008
		\$	\$	\$	\$
INCOME					
Grants received:					
Arts NSW		60,000	-	60,000	-
		-----	-----	-----	-----
TOTAL INCOME		60,000	-	60,000	-
LESS: EXPENDITURE					
Administrative support		6,000	-	6,000	-
Per diems		2,887	-	2,887	-
Printing and stationery		20	-	20	-
Salaries and wages		32,561	-	32,561	-
Seminars and conferences		867	-	867	-
Superannuation		2,917	-	2,917	-
Travelling expenses – local and overseas		6,976	-	6,976	-
		-----	-----	-----	-----
TOTAL EXPENSES		52,228	-	52,228	-
		-----	-----	-----	-----
NET SURPLUS		7,772	-	7,772	-
Less: unexpended grant – 31 December	Sch 16	(7,772)	-	(7,772)	-
		-----	-----	-----	-----
NET PROJECT RESULT		-	-	-	-
		=====	=====	=====	=====

The above UNAUDITED detailed income statement should be read in conjunction with the disclaimer.

Detailed Income Statement

for the year ended 31 December 2009
Regional Arts NSW Ltd and Controlled Entity

SCHEDULE 5 – ADDITIONAL SUPPORT

	Sch	CONSOLIDATED ENTITY		PARENT ENTITY	
		2009	2008	2009	2008
		\$	\$	\$	\$
INCOME					
Grants received:					
Arts NSW		30,000	-	30,000	-
		-----	-----	-----	-----
TOTAL INCOME		30,000	-	30,000	-
LESS: EXPENDITURE					
Salaries and wages		25,339	-	25,339	-
Superannuation		2,281	-	2,281	-
		-----	-----	-----	-----
TOTAL EXPENSES		27,620	-	27,620	-
		-----	-----	-----	-----
NET SURPLUS		2,380	-	2,380	-
Less: unexpended grant – 31 December	Sch 16	(2,380)	-	(2,380)	-
		-----	-----	-----	-----
NET PROJECT RESULT		-	-	-	-
		=====	=====	=====	=====

The above UNAUDITED detailed income statement should be read in conjunction with the disclaimer.

Detailed Income Statement

for the year ended 31 December 2009
Regional Arts NSW Ltd and Controlled Entity

SCHEDULE 6 – QUICK TURNAROUND GRANT

	Sch	CONSOLIDATED ENTITY		PARENT ENTITY	
		2009	2008	2009	2008
		\$	\$	\$	\$
INCOME					
Grants received:					
Department of the Environment, Water, Heritage and the Arts		13,125	-	13,125	
Grant in advance brought forward – 1 January		42,238	34,257	42,238	34,257
Transfer from RAF grants	Sch 10	-	40,000	-	40,000
TOTAL INCOME		55,363	74,257	55,363	74,257
LESS: EXPENDITURE					
Grant payments		38,805	32,019	38,805	32,019
TOTAL EXPENSES		38,805	32,019	38,805	32,019
NET SURPLUS		16,558	42,238	16,558	42,238
Less: grant in advance – 31 December	Sch 16	(16,558)	(42,238)	(16,558)	(42,238)
NET PROJECT RESULT		-	-	-	-

The above UNAUDITED detailed income statement should be read in conjunction with the disclaimer.

Detailed Income Statement

for the year ended 31 December 2009
Regional Arts NSW Ltd and Controlled Entity

SCHEDULE 7 – TRAVEL ASSISTANCE

	CONSOLIDATED ENTITY		PARENT ENTITY	
	2009	2008	2009	2008
	\$	\$	\$	\$
INCOME				
Grants received:				
Arts NSW	-	15,000	-	15,000
Regional Arts Australia	-	10,000	-	10,000
	-----	-----	-----	-----
TOTAL INCOME	-	25,000	-	25,000
LESS: EXPENDITURE				
Conference expenses	-	25,000	-	25,000
	-----	-----	-----	-----
TOTAL EXPENSES	-	25,000	-	25,000
	-----	-----	-----	-----
NET PROJECT RESULT	-	-	-	-
	=====	=====	=====	=====

The above UNAUDITED detailed income statement should be read in conjunction with the disclaimer.

Detailed Income Statement

for the year ended 31 December 2009
Regional Arts NSW Ltd and Controlled Entity

SCHEDULE 8 – COMMONWEALTH REGIONAL ARTS FUND ADMINISTRATION

	Sch	CONSOLIDATED ENTITY		PARENT ENTITY	
		2009	2008	2009	2008
		\$	\$	\$	\$
INCOME					
Grants received:					
Regional Arts Australia		55,900	54,730	55,900	54,730
Grant in advance brought forward – 1 January		27,365	29,672	27,365	29,672
		-----	-----	-----	-----
TOTAL INCOME		83,265	84,402	83,265	84,402
LESS: EXPENDITURE					
Advertising and promotion		-	1,881	-	1,881
Audit fees		1,500	-	1,500	-
Conference expenses		-	683	-	683
Consultants' fees		-	240	-	240
Courier		422	-	422	-
Depreciation		-	251	-	251
Insurances		1389	-	138	-
Panel meeting costs		4,191	4,648	4,191	4,648
Per diems		413	1,489	413	1,489
Printing and stationery		2,752	932	2,752	932
Salaries and wages		6,778	59,739	6,778	59,739
Staff recruitment		-	14	-	14
Storage costs		205	-	205	-
Subscriptions		305	-	305	-
Superannuation		610	5,298	610	5,298
Telephone and facsimile		1,118	-	1,118	-
Travelling expenses – local and interstate		522	567	522	567
Venue hire		2,465	-	2,465	-
		-----	-----	-----	-----
TOTAL EXPENSES		21,419	75,742	21,419	75,742
		-----	-----	-----	-----
NET SURPLUS		61,846	8,660	61,846	8,660
Less: grant in advance – 31 December	Sch 16	(27,950)	(27,365)	(27,950)	(27,365)
Less: unexpended grant – 31 December	Sch 16	(28,994)	-	(28,994)	-
Less: transfer to core	Sch 1	(4,902)	-	(4,902)	-
		-----	-----	-----	-----
NET PROJECT RESULT		-	(18,705)	-	(18,705)
		=====	=====	=====	=====

The above UNAUDITED detailed income statement should be read in conjunction with the disclaimer.

Detailed Income Statement

for the year ended 31 December 2009
Regional Arts NSW Ltd and Controlled Entity

SCHEDULE 9 – COMMONWEALTH REGIONAL ARTS FUND INCREASING THE YIELD

	Sch	CONSOLIDATED ENTITY		PARENT ENTITY	
		2009	2008	2009	2008
		\$	\$	\$	\$
INCOME					
Grant in advance brought forward – 1 January		-	25,950	-	25,950
		-----	-----	-----	-----
TOTAL INCOME		-	25,950	-	25,950
 LESS: EXPENDITURE					
Internet and website maintenance		-	3,085	-	3,085
Printing – Artreach		-	17,943	-	17,943
Salaries and wages		-	10,747	-	10,747
Subscriptions and registration fees		-	47	-	47
Superannuation		-	954	-	954
Travelling expenses – local and interstate		-	-	-	-
		-----	-----	-----	-----
TOTAL EXPENSES		-	32,776	-	32,776
		-----	-----	-----	-----
NET PROJECT RESULT		-	(6,826)	-	(6,826)
		=====	=====	=====	=====

The above UNAUDITED detailed income statement should be read in conjunction with the disclaimer.

Detailed Income Statement

for the year ended 31 December 2009
Regional Arts NSW Ltd and Controlled Entity

SCHEDULE 10 – COMMONWEALTH REGIONAL ARTS FUND GRANTS

	Sch	CONSOLIDATED ENTITY		PARENT ENTITY	
		2009	2008	2009	2008
		\$	\$	\$	\$
INCOME					
Grants received:					
Department of the Environment, Water, Heritage and the Arts		360,975	461,000	360,975	461,000
Interest received		2,896	4,385	2,896	4,385
Unexpended grant brought forward – 1 January		332,822	99,988	332,822	99,988
		-----	-----	-----	-----
TOTAL INCOME		696,693	565,373	696,693	565,373
LESS: EXPENDITURE					
Grant payments		510,194	192,551	510,194	192,551
		-----	-----	-----	-----
TOTAL EXPENSES		510,194	192,551	510,194	192,551
		-----	-----	-----	-----
NET SURPLUS		186,499	372,822	186,499	372,822
Less: unexpended grant – 31 December	Sch 16	(186,499)	(332,822)	(186,499)	(332,822)
Less: transfer to Quicks program	Sch 6	-	(40,000)	-	(40,000)
		-----	-----	-----	-----
NET PROJECT RESULT		-	-	-	-
		=====	=====	=====	=====

The above UNAUDITED detailed income statement should be read in conjunction with the disclaimer.

Detailed Income Statement

for the year ended 31 December 2009
Regional Arts NSW Ltd and Controlled Entity

SCHEDULE 11 – COMMONWEALTH REGIONAL ARTS FUND RECIPIENT INITIATIVE PROGRAM

	Sch	CONSOLIDATED ENTITY		PARENT ENTITY	
		2009	2008	2009	2008
		\$	\$	\$	\$
INCOME					
Grants received:					
Department of Natural Resources, Environment, The Arts and Sport		-	1,800	-	1,800
Unexpended grant brought forward – 1 January		16,760	70,258	16,760	70,258
		-----	-----	-----	-----
TOTAL INCOME		16,760	72,058	16,760	72,058
LESS: EXPENDITURE					
Advertising and promotion		-	297	-	297
Consultants' fees		-	26,562	-	26,562
Conference fees		-	2,607	-	2,607
Per diems		-	690	-	690
Printing and stationery		-	616	-	616
Salaries and wages		988	22,502	988	22,502
Superannuation		89	2,024	89	2,024
Travelling expenses – local and interstate		112	-	112	-
		-----	-----	-----	-----
TOTAL EXPENSES		1,189	55,298	1,189	55,298
		-----	-----	-----	-----
NET SURPLUS		15,571	16,760	15,571	16,760
		-----	-----	-----	-----
Less: Unexpended grant – 31 December	Sch 16	-	(16,760)	-	(16,760)
Less: transfer to core	Sch 1	(15,571)	-	(15,571)	-
		-----	-----	-----	-----
NET PROJECT RESULT		-	-	-	-
		=====	=====	=====	=====

The above UNAUDITED detailed income statement should be read in conjunction with the disclaimer.

Detailed Income Statement

for the year ended 31 December 2009
Regional Arts NSW Ltd and Controlled Entity

SCHEDULE 12 – COMMONWEALTH REGIONAL ARTS FUND CREATIVE VOLUNTEERING

	Sch	CONSOLIDATED ENTITY		PARENT ENTITY	
		2009	2008	2009	2008
		\$	\$	\$	\$
INCOME					
Grants received:					
Regional Arts Australia		-	3,000	-	3,000
Unexpended grant brought forward – 1 January		-	8,500	-	8,500
		-----	-----	-----	-----
TOTAL INCOME		-	11,500	-	11,500
LESS: EXPENDITURE					
Workshop fees		-	11,500	-	11,500
		-----	-----	-----	-----
TOTAL EXPENSES		-	11,500	-	11,500
		-----	-----	-----	-----
NET PROJECT RESULT		-	-	-	-
		=====	=====	=====	=====

The above UNAUDITED detailed income statement should be read in conjunction with the disclaimer.

Detailed Income Statement

for the year ended 31 December 2009
Regional Arts NSW Ltd and Controlled Entity

SCHEDULE 13 – COMMONWEALTH REGIONAL ARTS FUND SIP

	Sch	CONSOLIDATED ENTITY		PARENT ENTITY	
		2009	2008	2009	2008
		\$	\$	\$	\$
INCOME					
Grants received:					
Regional Arts Australia		39,000	-	39,000	-
		-----	-----	-----	-----
TOTAL INCOME		39,000	-	39,000	-
LESS: EXPENDITURE					
Auditor's remuneration		1,000	-	1,000	-
Insurances		138	-	138	-
Internet and website expenses		623	-	623	-
Per diems		2,060	-	2,060	-
Printing, stationery and photocopying		742	-	742	-
Salaries and wages		12,228	-	12,228	-
Storage costs		205	-	205	-
Superannuation		1,100	-	1,100	-
Telephone and facsimile		1,118	-	1,118	-
Travelling expenses – local and overseas		4,235	-	4,235	-
Venue hire		2,778	-	2,778	-
		-----	-----	-----	-----
TOTAL EXPENSES		26,227	-	26,227	-
		-----	-----	-----	-----
NET SURPLUS		12,773	-	12,773	-
Less: unexpended grant – 31 December	Sch 16	(12,773)	-	(12,773)	-
		-----	-----	-----	-----
NET PROJECT RESULT		-	-	-	-
		=====	=====	=====	=====

The above UNAUDITED detailed income statement should be read in conjunction with the disclaimer.

Detailed Income Statement

for the year ended 31 December 2009
Regional Arts NSW Ltd and Controlled Entity

SCHEDULE 14 – REGIONAL TRAINING AND DEVELOPMENT

	Sch	CONSOLIDATED ENTITY		PARENT ENTITY	
		2009	2008	2009	2008
		\$	\$	\$	\$
INCOME					
Unexpended grant brought forward – Arts NSW 1 January		-	6,807	-	6,807
		-----	-----	-----	-----
TOTAL INCOME		-	6,807	-	6,807
Less: transfer to core program	Sch 1	-	(6,807)	-	(6,807)
		-----	-----	-----	-----
NET PROJECT RESULT		-	-	-	-
		=====	=====	=====	=====

The above UNAUDITED detailed income statement should be read in conjunction with the disclaimer.

Detailed Income Statement

for the year ended 31 December 2009
Regional Arts NSW Ltd and Controlled Entity

SCHEDULE 15 – INDIGENOUS ENTREPRENEUR INITIATIVE

	Sch	CONSOLIDATED ENTITY		PARENT ENTITY	
		2009	2008	2009	2008
		\$	\$	\$	\$
INCOME					
Grants received:					
Department of Education, Employment and Workplace Relations		16,591	-	16,591	-
Unexpended grant brought forward – 1 January		18,182	18,182	18,182	18,182
		-----	-----	-----	-----
TOTAL INCOME		34,773	18,182	34,773	18,182
LESS: EXPENDITURE					
Per diems		886	-	886	-
Salaries and wages		28,479	-	28,479	-
Superannuation		2,490	-	2,490	-
Travelling expenses – local and interstate		2,560	-	2,560	-
		-----	-----	-----	-----
TOTAL EXPENSES		34,415	-	34,415	-
		-----	-----	-----	-----
NET SURPLUS		358	18,182	358	18,182
Less: unexpended grant – 31 December	Sch 16	-	(18,182)	-	(18,182)
		-----	-----	-----	-----
NET PROJECT RESULT		358	-	358	-
		=====	=====	=====	=====

The above UNAUDITED detailed income statement should be read in conjunction with the disclaimer.

Detailed Income Statement

for the year ended 31 December 2009
Regional Arts NSW Ltd and Controlled Entity

SCHEDULE 16 – GRANTS IN ADVANCE AND UNEXPENDED

	CONSOLIDATED ENTITY		PARENT ENTITY	
	2009	2008	2009	2008
	\$	\$	\$	\$
Grants in advance				
Schedule 1 – General operations	330,000	-	330,000	-
Schedule 3 – CASP	200,000	-	200,000	-
Schedule 6 – Quick Turnaround Grant	16,558	42,238	16,558	42,238
Schedule 8 – Commonwealth Regional Arts Fund Administration	27,950	27,365	27,950	27,365
	-----	-----	-----	-----
	574,508	69,603	574,508	69,603
	=====	=====	=====	=====
Unexpended grants				
Schedule 3 – CASP	77,837	47,696	77,837	47,696
Schedule 4 – Indigenous Research Program	7,772	-	7,772	-
Schedule 5 – Additional support	2,380	-	2,380	-
Schedule 8 – Commonwealth Regional Arts Fund Administration	28,994	-	28,994	-
Schedule 10 – Commonwealth Regional Arts Fund Grants	186,499	332,822	186,499	332,822
Schedule 11 – Commonwealth Regional Arts Fund Recipient Initiative Program	-	16,760	-	16,760
Schedule 13 – SIP	12,773	-	12,773	-
Schedule 15 – Indigenous Entrepreneur Initiative	-	18,182	-	18,182
	-----	-----	-----	-----
	316,255	415,460	316,255	415,460
	=====	=====	=====	=====

The above UNAUDITED detailed income statement should be read in conjunction with the disclaimer.